

WOMEN AND MEN'S PERCEPTION OF THE EFFECT OF UNEMPLOYMENT OF
THE MALE PARTNER ON GENDER ROLE PERCEPTION, FAMILY
COMMUNICATION AND RELATIONAL POWER WITHIN THE FAMILY

by



Celeste Nicolaai

A dissertation submitted to the Faculty of Community and
Health Sciences, University of the Western Cape
In fulfilment of the requirements for the degree of Masters
in Human Ecology

Supervisor

Priscilla Daniels

December 1998



THE
UNIVERSITY of the
WESTERN CAPE

UNIVERSITEIT VAN WES-KAAPLAND
BIBLIOTEEK
331-1373968 NIC
LIBRARY
UNIVERSITY OF THE WESTERN CAPE

I hereby declare that this dissertation is my own work
and that I have not submitted or any part of it for a
degree at any other university.



Celeste Nicolaai

Celeste Nicolaai
UNIVERSITY of the
WESTERN CAPE

ACKNOWLEDGEMENTS

No acknowledgements could express the heartfelt appreciation that is due to everyone who helped in the tedious process of completing this thesis. God's light always shone on my way and for His faithfulness I am grateful. Special appreciation is due to my Father, Mother and brother, who gave me essential support, encouragement and love and it is to them that this thesis is dedicated.

My promoter, mentor and dear friend Pricilla Daniels was the driving force behind me and often went far beyond what was required of her during times when achieving this task seemed impossible. I will be forever grateful for the motivation and guidance that she provided during the years. I thank Prof. Lionel Nicholas for his incisive comments and Prof. Tyrone Pretorius his assistance which he rendered to me.

I was blessed to have a soul mate in my best friend Xena who experienced the same joy and pain with me morning, noon and night as we endeavoured to conquer our goals. For her support and understanding there is no words to express my gratitude. I thank my cousin Phillip for his help and my family and friends for sharing in my commitment.

Abstract

The research focused on 60 coloured, Afrikaans-speaking men and women residing in Bellville South who completed a structured questionnaire and open-ended interview questions. Their perceptions held on the influence of male unemployment on family relations with specific reference to gender role perception, relational satisfaction, communication, decision making, finances and labour within the family were investigated.

Unemployment of the male partner was found to have no statistically significant differences for the manner in which males and females perceive their gender roles, finances and labour distribution within the family. Statistically significant differences were found for the manner in which males and females perceive decision-making and communication within the family when the male partner is unemployed.

The results revealed that unemployment does not have an influence on role perception and that the respondents uphold a traditional role perception. Decision making was not male dominated, as more egalitarian decision were taken. The respondents expressed combination gender roles with regard to management of finances and appeared to be satisfied with family and partner relations. The minority of respondents who

experienced problems with communication attributed this to the consequences of being unemployed.

Social agencies need to offer services to empower families to deal with the affects of unemployment on family life to ensure the survival of families during these challenging periods. A multi-disciplinary approach, provided by a team of professionals is the basis for recommendations for proposed support programme development, access and further research.



UNIVERSITY *of the*
WESTERN CAPE

TABLE OF CONTENTS

CHAPTER 1

1.1.	INTRODUCTION-----	1
1.2.	STATEMENT OF PROBLEM-----	4
1.3.	RESEARCH QUESTIONS-----	4
1.4.	OPERATIONAL DEFINITIONS-----	5
1.5.	SIGNIFICANCE OF THE STUDY-----	6
1.7.	SUMMARY-----	8

CHAPTER 2

LITERATURE REVIEW

2.1.	INTRODUCTION-----	9
2.2.	POVERTY-----	10
2.3.	UNEMPLOYMENT-----	13
2.4.	THE FAMILY IN SOUTH AFRICA-----	20
2.5.	THE STRUCTURE OF THE FAMILY in South Africa-----	23
2.5.1.	THE NUCLEAR FAMILY-----	24
2.5.2.	THE EXTENDED FAMILY-----	26
2.5.3.	THE BLENDED FAMILY-----	27
2.6.	THE FUNCTIONS OF THE FAMILY-----	28
2.7.	THE EFFECTS OF UNEMPLOYMENT ON FAMILY FUNCTIONING---	30
2.7.1.	ROLE PERCEPTION-----	31
2.7.1.1.	TRADITIONAL ROLE PERCEPTION-----	32
2.7.1.2.	EGALITARIAN ROLE PERCEPTION-----	35
2.7.1.3.	RADICAL ROLE PERCEPTION-----	36
2.7.1.4.	COMBINATION ROLE PERCEPTION-----	37
2.7.2.	COMMUNICATION-----	41
2.7.3.	POWER RELATIONS-----	46
2.7.3.1.	GENDER-BASED POWER-----	48
2.7.3.2.	RESOURCE-BASED POWER-----	51
2.7.3.3.	SYMPATHY POWER-----	52
2.7.3.4.	SOCIO-ECONOMIC STATUS-----	53

2.7.4.	DECISION -MAKING-----	55
2.7.5.	MANAGEMENT OF RESOURCES-----	57
2.7.5.1.	MONEY-----	58
2.7.5.2.	TIME-----	60
2.7.5.3.	LABOUR-----	63
2.8.	SUMMARY-----	68

CHAPTER 3

METHODOLOGY

3.1.	INTRODUCTION-----	69
3.2.	POPULATION-----	69
3.3.	SAMPLE-----	69
3.4.	METHOD-----	75
3.5.	INSTRUMENTATION-----	75
3.6.	DATA COLLECTION PROCEDURES-----	77
3.7.	DATA TREATMENT-----	77
3.8.	LIMITATIONS OF THE STUDY-----	78
3.9.	PILOT STUDY RESULTS-----	78
3.9.1.	ROLE PERCEPTION-----	88
3.9.2.	FAMILY RELATIONS-----	91
3.9.3.	PARTNER SATISFACTION-----	93
3.9.4.	COMMUNICATION-----	94
3.9.5.	DECISION-MAKING-----	96
3.9.6.	FINANCES-----	99
3.9.7.	LABOUR-----	101
3.10.	PILOT STUDY RECOMMENDATIONS-----	104
3.11.	SUMMARY-----	104

CHAPTER 4

	RESULTS	
4.1.	INTRODUCTION-----	106
4.2.	DEMOGRAPHIC INFORMATION-----	106
4.3.	ROLE PERCEPTION AND UNEMPLOYMENT-----	113
4.3.1.	INTERVIEW QUESTIONS-----	115
4.4.	DECISION-MAKING AND UNEMPLOYMENT-----	117
4.4.1.	INTERVIEW QUESTIONS-----	119
4.5.	FINANCES AND UNEMPLOYMENT-----	120
4.5.1.	INTERVIEW QUESTIONS-----	122
4.6.	DIVISION OF LABOUR AND UNEMPLOYMENT-----	125
4.6.1.	INTERVIEW QUESTIONS-----	127
4.7.	FAMILY RELATIONS AND UNEMPLOYMENT-----	129
4.7.1.	INTERVIEW QUESTIONS-----	129
4.8.	PARTNER SATISFACTION AND UNEMPLOYMENT-----	130
4.9.	COMMUNICATION AND UNEMPLOYMENT-----	131
4.9.1.	INTERVIEW QUESTIONS-----	132
4.10.	SUMMARY-----	134

CHAPTER 5

UNIVERSITY of the WESTERN CAPE

	DISCUSSION AND RECOMMENDATIONS	
5.1.	INTRODUCTION-----	135
5.2.	DOES UNEMPLOYMENT OF THE MALE PARTNER INFLUENCE WOMEN'S AND MEN'S PERCEPTIONS OF THEIR GENDER ROLES WITHIN THE FAMILY?-----	135
5.3.	DOES UNEMPLOYMENT OF THE MALE PARTNER INFLUENCE WOMEN'S AND MEN'S PERCEPTIONS OF DECISION-MAKING WITHIN THE FAMILY?-----	138
5.4	DOES UNEMPLOYMENT OF THE MALE PARTNER INFLUENCE WOMEN'S AND MEN'S PERCEPTIONS OF FINANCES WITHIN THE FAMILY?-----	139

5.5.	DOES UNEMPLOYMENT OF THE MALE PARTNER INFLUENCE WOMEN'S AND MEN'S PERCEPTIONS OFHOUSEHOLD TASKS WITHIN THE FAMILY?-----	140
5.6	DOES UNEMPLOYMENT OF THE MALE PARTNER HAVE AN INFLUENCE ON THE MANNER IN WHICH WOMEN AND MEN PERCEIVE FAMILY RELATIONS WITHIN THE FAMILY?-----	141
5.7	DOES UNEMPLOYMENT OF THE MALE PARTNER HAVE AN INFLUENCE ON THE MANNER IN WHICH WOMEN AND MEN PERCEIVE PARTNER SATISFACTION WITHIN THE FAMILY?-----	143
5.8.	DOES UNEMPLOYMNET OF THE MALE PARTNER HAVE AN INFLUENCE ON THE MANNER IN WHICH MALES AND FEMALES PERCEIVE THEIR COMMUNICATION WITHIN THE FAMILY?-----	144
5.9.	RECOMMENDATIONS-----	146
5.9.1.	PROPOSED SUPPORT PROGRAMES-----	146
5.9.1.1.	GENDER ROLE PERCEPTIONS-----	147
5.9.1.2.	PARTNER COMMUNICATION-----	147
5.9.1.3.	FAMILY RELATIONS-----	147
5.9.1.4.	DECISION-MAKING-----	148
5.9.1.5.	MANAGEMENT OF RESOURCES-----	148
5.9.2.	ACCESS TO SUPPORT PROGRAMES AND PROFESSIONAL SERVICES-----	149
5.9.3.	FURTHER RESEATCH-----	150
5.10.	SUMMARY-----	150
	REFERENCE LIST-----	152
APPENDIX 1	QUESTIONNAIRES- ENGLISH-----	164
	AFRIKAANS-----	177
APPENDIX 2	LETTER OF APPROVAL-----	190
APPENDIX 3	INTERVIEW RESPONSES-----	191

TABLES

TABLE 1	
AGE DISTRIBUTION OF SAMPLE-----	73
TABLE 2	
RELATIONAL STATUS OF SAMPLE-----	74
TABLE 3	
HOME LANGUAGE-----	74
TABLE 4	
HIGHEST LEVEL OF EDUCATION-----	74
TABLE 5	
AGE DISTRIBUTION OF SAMPLE-----	79
TABLE 6	
RELATIONAL STATUS OF SAMPLE-----	79
TABLE 7	
RESIDENTIAL AREA-----	80
TABLE 8	
HOME LANGUAGE-----	80
TABLE 9	
HIGHEST LEVEL OF EDUCATION-----	80
TABLE 10	
DESCRIPTION OF LAST EMPLOYMENT-----	81
TABLE 11	
LENGTH THAT POSITION WAS HELD-----	81
TABLE 12	
EMPLOYMENT LOSS-----	82
TABLE 13	
MALE BEING EMPLOYED OR NOT-----	82
TABLE 14	
LENGTH OF UNEMPLOYMENT-----	83
TABLE 15	
NUMBER OF TIMES PREVIOUSLY UNEMPLOYED-----	83
TABLE 16	
UNSUCCESSFULL APPLICATION FOR EMPLOYMENT-----	84
TABLE 17	
MALE PARTNER'S EMPLOYMENT STATUS-----	85

TABLE 18		
NUMBER OF DEPENDANTS-----		85
TABLE 19		
MEANS OF SURVIVAL-----		86
TABLE 20		
IMPRESSIVE CONSEQUENCE OF UNEMPLOYMENT-----		86
TABLE 21		
POSITIVE ASPECTS OF UNEMPLOYMENT-----		87
TABLE 22		
AMOUNT OF MONEY AVAILABLE COMPARED TO BEFORE UNEMPLOYMENT-----		87
TABLE 23		
ROLE PERCEPTION FREQUENCY TABLE-----		89
TABLE 24		
FAMILY RELATIONS SAMPLE-----		91
TABLE 25		
PARTNER SATISFACTION-----		94
TABLE 26		
COMMUNICATION FREQUENCY TABLE-----		95
TABLE 27		
DECISION-MAKING FREQUENCY TABLE-----		98
TABLE 28		
HOUSEHOLD TASKS FREQUENCY TABLE-----		102
TABLE 29		
DESCRIPTION OF LAST EMPLOYMENT-----		106
TABLE 30		
LENGTH THAT POSITION WAS HELD-----		107
TABLE 31		
EMPLOYMENT LOSS-----		107
TABLE 32		
MALE BEING EMPLOYED OR NOT-----		108
TABLE 33		
LENGTH OF UNEMPLOYMENT-----		108
TABLE 34		
NUMBER OF TIMES PREVIOUSLY UNEMPLOYED-----		109
TABLE 35		
UNSUCCESSFUL APPLICATION FOR EMPLOYMENT-----		110

TABLE 36	MALE PARTNER'S EMPLOYMENT STATUS-----	110
TABLE 37	NUMBER OF DEPENDANTS-----	111
TABLE 38	MEANS OF SURVIVAL-----	111
TABLE 39	IMPRESSIVE CONSEQUENCE OF UNEMPLOYMENT-----	112
TABLE 40	POSITIVE ASPECTS OF UNEMPLOYMENT-----	112
TABLE 41	AMOUNT OF MONEY AVAILABLE COMPARED TO BEFORE UENMPLOYMENT----	113
TABLE 42	ROLE PERCEPTION FREQUENCY TABLE-----	114
TABLE 43	ROLE PERCEPTION MEAN AND T-TEST TABLE-----	115
TABLE 44	DECISION-MAKING FREQUENCY TABLE-----	118
TABLE 45	DECISION-MAKING MEAN AND T-TEST TABLE-----	119
TABLE 46	FINANCES FREQUENCY TABLE-----	121
TABLE 47	FINANCES MEAN AND T-TEST TABLE-----	122
TABLE 48	HOUSEHOLD TASKS FREQUENCY TABLE-----	125
TABLE 49	HOUSEHOLD TASK MEAN AND T-TEST TABLE-----	127
TABLE 50	FAMILY RELATIONS-----	129
TABLE 51	PARTNER SATISFACTION-----	130
TABLE 52	COMMUNICATION FREQUENCY TABLE-----	131
TABLE 53	COMMUNICATION MEAN AND T-TEST TABLE-----	132

CHAPTER 1

1.1. Introduction

Unemployment has been a significant problem in South Africa for a long time. The inequality of opportunity and skewed government spending of the apartheid era have resulted in widespread illiteracy, high unemployment and other socio-economic ills among the Black and Coloured population. According to Census 1996 the official unemployment rate for the formal sector was 34% (Statistics South Africa, 1996). Among the 4,7 million unemployed people 2,1 million were men and 2,6 million were women. A large proportion of men (34%) and women (41%) within the Coloured population were in elementary occupations such as domestic service, unskilled farming labour or street cleaning (Cape Times, 21 October 1998).

Those most affected by unemployment are African and Coloured women, who have the highest rate of unemployment and form the biggest group of unskilled workers (Gosling, 1998). Most of these women are either unemployed, underemployed or working in the informal sector. Although the government is working hard to redress the gross inequities of the economy through the promotion of small, medium and micro-enterprises

and by attracting large levels of foreign direct investment, the socio-economic legacy of apartheid is expected to remain a problem for many years to come (Bureau of Democracy, Human Rights and Labour, 1997).

Male unemployment and failure to find adequately paying jobs lead to negative and aggressive behaviour within the family (Bureau of Democracy, Human rights and Labour, 1997). Women often make equal and at times even greater cash contributions to the household than men, yet are all too often ignored when it comes to decision-making in the home. The economic hardship of unemployment usually contributes to negative and destructive behavioural patterns among family members, such as like alcoholism and family violence (Price, 1996). In South Africa, where the patriarchal family structure is very dominant and the father the primary breadwinner and provider, unemployment does not only lead to a loss of income but also to a loss of the man's social role as father and head of the household. Very few men assist with the housework or childrearing when they are unemployed (Moller, 1992).

In the family the negative impact of economic hardship may extend beyond gender role perception and depression in the job loser and may give rise to other negative events, contributing to growing frustrations that may trigger and sustain a variety of destructive interfamilial relations and interaction patterns among family members (Price, 1992). Intra-familial relationships may become characterised by arguments, aggression and in some cases violence, child abuse and wife beating (Day, Gilbert, Settles & Burr, 1995).

When unemployment becomes a reality within the family they have to adjust to the actuality that it will lead to a decrease in resources. According to Hill (1978) family members do not have the money to manage the way they would have if they were employed. They do not spend sufficient time with their families and many wives complain that their husbands are indifferent towards household tasks and childrearing. As time proceeds the male partner automatically dissociates himself from his family and community (Venter, 1991).

1.2. Statement of Problem

This research firstly explored women's and men's perceptions of the effects that male unemployment has on gender roles, family relations and partner communication. Secondly the effect that male unemployment has on relational power with regard to decision making and management of resources within the family was investigated.

1.3. Research Questions

1. Does unemployment of the male partner influence women's and men's perceptions of their gender roles within the family?
2. How does unemployment of the male partner influence women's and men's perceptions of the partner communication within the family?
3. Does unemployment of the male partner have an influence on women's and men's perceptions of family relations?

4. What effect does unemployment of the male partner have on relational power with regard to decision-making pertaining to the management of resource from a woman's and man's perception within the family?

1.4. Operational Definitions

Management of resources:

For the purpose of this study the term implied the resources of money, time and labour with regard to all domestic tasks.

Unemployment:

The definition of unemployment which was used for the purpose of this study is the position in which any person who has the potential to work but has no work and would prefer to work whether he is actually seeking work or not, finds himself. People excluded from this category are those declared medically unfit for work and those persons who voluntarily desire not to work for a monetary income.

Family:

For this research a family would signify a group of two or more persons who live together and share the same dwelling regardless of whether they are married or not.

Partner communication:

The quality of verbal and non-verbal interaction which takes place between women and men within a relationship.

Relational power:

This is measured by who has the "final say" in decision-making (Scanzoni and Scanzoni, 1981).

1.5. Significance of the Study

The 1996 Census indicated that the Western Cape had the highest Coloured population (2 million) of which 20,9% were unemployed. This has led to economic deprivation, emotional and psychological stress and social and family problems within this population group (Statistics South Africa, 1996). For the last four decades, from the 1950's, the Coloured community has succumbed to the disease of all marginalised, dispossessed communities in that it experiences high rates of alcoholism,

wife and child battery, unemployment, teenage pregnancies, rape and other social problems (Race Relations, 1994).

It is expected that this study will contribute to a base of information regarding the effect that unemployment has on specifically families within the Coloured community. Apartheid forced many people to accept that employment was reserved for the privileged few. Examining the effect that unemployment has on the family, can assist us in understanding the stresses on such families and can lead to the development of strategies to deal with the multitude of problems resulting from unemployment.

This information can create awareness for the establishment of support networks, which can mobilise the community to support the unemployed as well as their families. There is a glut of information on unemployment and the psychological effects that unemployment has on individuals. There is a shortage of information in the area of the effect that unemployment has on the functioning of the family. The information obtained on the role perceptions and power relations held by family members who experience unemployment can allow human ecologists to provide empowerment workshops to

develop autonomous and productive women and men within the family. The data acquired on decision making within the family can be utilised to develop programmes on effective decision making practices to benefit both men and women within the family. The information collected on the allocation of resources within the family can be used in the facilitation of time management skills and budgeting strategies for the family.

1.6. Summary

This chapter provided an overview of unemployment and placed it within the family context. Research questions were formulated to guide the investigation into the effects of unemployment on family functioning and the significance of the research project was motivated. Chapter two reviews the literature pertinent to unemployment and the effect of unemployment of the male partner on women's and men's perceptions of their gender roles and spousal communication within the family. The literature also addresses the effect that male unemployment has on women's and men's perceptions of relational power in decision-making pertaining to the management of resources within the family.

CHAPTER 2

LITERATURE REVIEW

2.1. Introduction

Throughout history people have worked to subsist and although they continue to do so, the future of employment in the western world is doubtful. In trying to determine the most severe problem areas in South African society, it was found that four main population groups collectively identified unemployment (or the need for employment opportunities) as their foremost problem. The need for employment opportunities was rated as a high priority, especially because losing a job or not having a job leads to the prospect or reality of a lapse into extreme poverty (Whittle, 1990:7).

Working serves a number of functions. It is a source of income, it establishes a sense of worth and belonging, a form of activity and an opportunity for social interaction (Johnson & Brobaugh, 1992). Tshiwula (1991) noted that a job is part of an individual's identity. It is not simply the means to earn one's daily bread, but also the means by which one can express, nurture and find oneself. It provides social status

and economic resources for the family; it sets external constraints on family organisation and activity and it structures time. It is thus evident that unemployment results in a number of significant losses of an economic, social and psychological nature.

Change always equals psychological loss. The loss is the loss of structure. Structure might be in the form of work identity and work roles, or in lost values, traditions, reputation, or ideals. Yet, structure is what gives life meaning, predictability, support; it links people to goals and purposes which transcend their own, and it enforces activity. (Johnson and Brohaugh, 1992).

2.2. Poverty

" Poverty to me means sleeping with an empty stomach, in the open space with nothing to cover myself.

It is like a monster which haunts my happiness every minute." These were the words of Pholosho Malatji, when he testified at the recent Speak Out on Poverty hearings. Like Pholosho, many South Africans still languish in poverty despite the change in government after the 1994 elections (Boswell, 1998)

May (1998) reports that in October 1995, the South African cabinet agreed that a Poverty and Inequality Report be undertaken by South African researchers, bringing together research undertaken over the past 15 years. The report found that the distribution of income and wealth in South Africa is among the most unequal in the world. About 18 million people live in the poorest 40% of households and are thus classified as poor, and 10 million people live in the poorest 20% of households and are classified as ultra poor. According to Sapa (1998) about 53% of South Africans live below the R301 a month poverty line and most of the poor live in rural areas. Forty-five percent of the population is rural, but the rural areas contain 72% of those members of the total population who are poor.

Poverty is not confined to any one race group, but is concentrated among blacks, particularly Africans: 61% of Africans and 38% of Coloureds are poor, compared with 5% of Indians and 1% of Whites. Women are more likely to be poor than men. The poverty rate among female-headed households is 60%, compared with 31% in male-headed households.

The higher poverty risk among women in female-headed homes can be accounted for partly by the greater reliance of

these households on remittances and pensions and because unequal opportunities for employment exist. Women are also predominantly in low-waged, less skilled jobs (Maconachie, 1993). Women in male-headed households also experience poverty and the unpaid work within the home, their "domestic responsibilities", restrict their access to the labour market.

In the South African context, a number of specific causes of poverty can be identified. The impact of apartheid, which stripped people of their assets, especially land, distorted economic markets and social institutions through racial discrimination, and resulted in violence and destabilisation. The undermining of the asset base of individuals, households and communities through ill-health, over-crowding, environmental degradation, the mis-match of resources and opportunities, race and gender isolation are further causes. The impact of a disabling state, which included the behaviour and attitudes of government officials, the absence of information concerning rights, roles and responsibilities, and the lack of accountability at all levels of government played a role (May, 1998). These triggers have shaped the nature of poverty in South Africa, and have continued to aggravate it, despite political reforms. Unemployment is not the only cause

of poverty, as we can see from the above, but it is one of the most important contributing factors.

2.3. Unemployment

Armstrong and Robertson in Moller (1992) argued that there are two major points of departure in the unemployment literature, a conventional and a utopian one. The utopian analysis of unemployment calls for a major paradigm shift in which work is not equated with a job. The conventional distinction between work and leisure is revoked, thereby removing the stigma of joblessness which is commonly encountered in most Western industrial societies. Unemployment can also lead to new growth opportunities and a better sense of balance and control in one's life (Johnson and Brohaugh, 1992).

The conventional or negative approach to the study of unemployment is closer to the South African reality and therefor a more appropriate entry point. It makes the basic assumption that unemployment is bad, at both the macro-social and the individual level - employment is the desired state. According to this way of thinking voluntary unemployment is

contemptible and involuntary joblessness is a misfortune for the individual and a problem for society (Moller, 1992).

Work is often taken for granted and individuals frequently overlook its value and the resulting debilitating effects of unemployment. Berman in Pullen (1991, p.17) identified two types of unemployment: structural and cyclical. The former refers to the proportion of the workforce that will be permanently unemployed largely due to there being more entrants to the labour market than there are new jobs created. This figure will increase even during periods of economic boom. Cyclical unemployment refers to people who have lost their jobs as a result of a current economic recession, but who will again find work with an improved economy.

Triegaardt (1993) added another two types of unemployment: frictional and seasonal. Frictional unemployment means that vacancies do exist in the labour market, but workers do not apply for the vacancies by error of commission or omission. Seasonal unemployment means that vacancies exist only during certain periods, e.g. harvesting.

Research shows that the unemployed face problems of a social, financial and psychological nature which assume a

different emphasis at different stages during the period of unemployment. Jahoda (cited in Kelvin & Jarrett, 1985) identified four stages or emotional responses to unemployment. These are unbroken, resigned, despair and apathy respectively.

In the first stage the individual displays hope, continues to make future plans and perseveres with job searching. Once he reaches the second stage he discontinues planning and lacks future orientation. The third stage is characterised by feelings of despair, depression and hopelessness. The unemployed person makes no further attempts to seek work, but continues to care for his family and home. Those who reach the final stage are the most dramatically affected. They have no future plans and neglect themselves, their family and their homes. An increase in family discord and alcohol abuse is frequently evident (Vinokur, Price and Caplan, 1996).

Kelvin & Jarrett (1985) identified six stages which relate mainly to changes of mood. Firstly, initial reaction to the dismissal is accompanied by feelings of injury, fear, hatred, and desire for revenge. The second stage is characterised by a feeling of numbness and apathy. In the third phase the individual tends to be calmer, begins to adapt

to the reality and develops a conviction of an acceptable outcome. This is followed by a sense of futility in one's own ability. The fifth phase is characterised by feelings of hopelessness when financial and other resources dwindle. Finally the unemployed person acquiesces.

Although the various stages have been specifically identified, they usually overlap and caution should be taken against rigidly applying them. It has also been found that reactions differ amongst different age groups, sexes and skilled and unskilled workers. One of the major criticisms of stage theories is that the unemployed vary greatly in duration of unemployment. This makes researchers question the validity of searching for a general pattern which adequately describes the stages experienced by an unemployed person (Kelvin & Jarrod, 1985).

Irrespective of statistical sources, however, it is clear that the unemployment rate in South Africa has shown a persistent upward trend since the mid-1960s. The Growth, Employment and Redistribution Framework forecast an average of 270000 new jobs a year, over five years, starting with 126000 in 1996. However, the government announced that 71000 jobs were shed in 1996, a figure which puts the government about

197000 jobs behind its 1996 target (Financial Mail, 4 June 1997). The 1996 Central Statistical Service figures give the closest approximation to the size of South Africa's jobs crisis. It calculates that in 1995 about 195 jobs were lost daily. For the country as a whole 34% were unemployed (Statistics South Africa, 1998).

The above-mentioned figures illustrate how extensive unemployment is in the country and that pessimistic predictions are realistic. As a result of the increasing numbers of unemployed, South Africans have, as is apparent from the Markinor survey, become increasingly aware of the threat of unemployment.

In this survey, Markinor in Pullen (1991) asked 2 000 South Africans what they considered to be the three most serious problems facing the South African community. Forty-nine percent named unemployment, 23% named apartheid and 19% mentioned housing.

Research undertaken by the Community Agency for Social Enquiry (Case) found that in South Africa (including the ten homelands) 52% of people between the ages of 16 and 30 years (or 3 million) who were able to work were not employed.

Fifty-seven percent of young Africans, 46% of young Coloured people, 17% of young Indians and 4% of young Whites fell into this category (South African Institute of Race Relations, 1994).

In 1995 the unemployment rate among Africans was highest, at 37%, compared with 22% among Coloured people, 13% among Asians, and 6% among Whites (South African Institute of Race Relations, 1997). The sheer magnitude of South Africa's unemployment statistics is daunting. More than 29,3% of South Africans are unemployed. Nearly 47% are stranded in the abyss of poverty four years into the democratic era (Bullen, 1998)

Triegaardt (1993) conducted research in three Cape Town townships and revealed that the unemployed workers generally fell into the 15 to 24-year age group. It confirmed the findings of the 1989 National Manpower Commission, which noted that a "breakdown of unemployment by age indicates that it predominantly occurs where workers are under the age of thirty years".

Research which focused on unemployed men and their families is relatively traditional (Bakke, 1933; Komarovsky, 1940; Jahoda et al., 1971; Marsden and Duff, 1975; Cobb and

Kasl, 1977). They have attributed the ill effects of unemployment for men to the impact of job loss on the male breadwinner role.

According to one classic study, the man is affected "because in his own eyes he fails to fulfil what is the central duty of his life, the very touchstone of his manhood - the role of family provider" (Komarovsky, 1940:74). It has been said, however, that the emancipation of women has had an impact on all aspects of social, economic, intellectual, and political life. While traditional wives have played secondary status and power roles to husbands, many wives today are insisting on more egalitarian partnerships. Despite this, Pleck (1983) concluded, both sexes in the working class may still view the role of economic provider as the primary family responsibility of men and there may be a traditional social stigma attached to the way men and women perceive their gender roles. Such traditional sex-role ideologies may increase the psychological impact of unemployment for men and decrease this impact for women.

In recent years a growing number of studies have focused on the process by which economic hardship initiated by job loss affects relationship satisfaction of the unemployed and

his family (Bolger, De Longis, Kessler, & Schilling, 1989; Liem & Liem, 1988; Rook, Dooley, & Catalano, 1991). A study by Conger et al. (1990) suggested that the objective economic hardship of the family increased marital instability through a mediating chain of events. This included economic pressure, which increased hostile and decreased warm styles of family interaction. These interactions, in turn, undermined marital and relational quality.

2.4. The Family in South Africa

The basic purpose of any society is to sustain itself over a long period of time. To do so each generation must produce enough children to maintain a satisfactory population level and raise the children so that they willingly participate in the social and institutional life of the society. Although utopian and futuristic views often portray a world where both of these tasks are accomplished without the family, it is the family, our oldest institution, that continues to sustain societies and perpetuate cultures (Kephart & Jedlicka, 1991).

South African society has been subjected, especially since the Second World War, to far-reaching changes that have

led to the appearance of increasing strain in the family life of the various population groups, making the family increasingly vulnerable. The high increase of divorce, family violence, illegitimacy, etc, has led many to question whether the family is strong enough to withstand these changes.

While regarded as a powerful socialising agent and major institution in society, the family should not be romanticised, but should be seen for what it is. It is the place that assumes sex segregation which prescribes specific roles for women and men. Women's horizons are expected to be limited to a small range of closely related kin and their immediate needs, and women are subordinated by a traditional patriarchal structuring of gender roles and responsibilities in many societies. They play the social-emotional, expressive role, tending to family members' social and psychological needs, caring for children, supporting husbands, maintaining family solidarity, and doing housework (Acoch & Demo, 1994).

Women are socialised to be economically dependent on their husbands for support. Their unpaid work at home is generally burdensome and devalued. Their power is minimised by hierarchically structured patriarchal arrangements within the family, and the work of mothering is done in relative

isolation, to the detriment of both the mother and child (Walby, 1990). The family holds the belief that fathers should be the main breadwinners and thus play the instrumental provider role, supporting the family financially and determining both its standard of living and its status in the social structure.

Families are also more likely than other human associations to be the arenas for individuals to express activities hidden from the public view. It is within the family that you would find the family members exposing the darker private side of their human experiences (Burr et al., 1993). Although privacy can be a valuable resource for restoring ourselves psychologically, the irony of family life is that it also allows these "private domains" to hide the worst forms of neglect, deprivation, conflict, distorted self-perceptions, and violence from public view. This ability to avoid external monitoring from the outside world allows the family to regulate how the community will perceive it (Day, Gilbert, Settles, and Burr, 1995).

The feminist movement has brought about a higher level of awareness, promoting many aspects which were seen as private to become public. This has changed the perception of roles

within the family, but the family needs to be receptive to the changes and to do away with inequalities. There are no perfect families, as there are no perfect individuals, but they can aspire to being successful, happy and healthy families. Healthy families have a clear, shared belief system. They believe that they matter and have a sense of purpose. They feel connected to the past and future, their family history and the outside world.

2.5. The Structure of the Family in South Africa

Research on family structure reflects some degree of confusion, because no distinction is made between research on the institutional level and research on the collective level. In the first place, there is a tendency among researchers to concentrate on the analysis of marital and family life at the institutional level. The broad general pattern of family life and the ideal family structure which is seen as appropriate and legitimate in a specific society is examined, instead of concentrating on the analysis of the family as a concrete collective (Steyn, 1990).

A number of factors influence family life and the formation of household structures among the various population

groups. The development of the mining industry, the technological and industrial revolution, extensive urbanisation, initial family structures, supportive networks, economic situations as well as political scenarios in South Africa have influenced the different family structures. According to Steyn (1994) a total of 41 family structures have been identified in South Africa. It included the nuclear family, blended family, extended family and various combinations of the fore-mentioned family structures. Racial diversity is inherent in our society and is exposed within the family structures.

Major differences are apparent in the family life of the different social classes among Coloureds. The lower social classes are characterised by single parent families and modified extended families with a wife-dominant pattern more evident. In the upper social classes greater incidence of nuclear families with a male-dominant or syncretic authority pattern is found.

2.5.1. The Nuclear Family

Harold Christensen in Mace (1987) defined the nuclear family as "the least common denomination of family

organisation. The traditional nuclear family is now a minority family form in South Africa. It is composed of a sexually exclusive married couple with their children, where the male is the primary breadwinner and the woman is the primary homemaker, (Steinmetz, Clavan & Stein, 1990).

Reiss (1965) theorised that with the development of industrialisation and the shift of productive functions out of the home, the small, relatively isolated nuclear family came to specialise in socialising children and meeting the personality needs of family members. He assumed that the family has two basic structures: a hierarchy of generations and a differentiation of adults into "expressive" and "instrumental" roles. A wife necessarily plays the expressive, and the husband, the instrumental role. Thus, he translated the division of gender into a language of roles.

Nzimande (1987) found that 59% of the Black families tested in his research contained members of the nuclear family only. However, in most of them there would be a relative residing with the family. The nuclear family in Black society is not the same as in Western society, although you find that within Western society there are comparisons to Black society, i.e. The Amish, that are bound by traditional values and

obligations. Most middle-class Black families adhere to the nuclear family model without abandoning their ties with the extended family.

Amoateng (1997) suggested that the Black family in the city gradually converges towards the nuclear type of family. It is possible that over time the Black family in the city might evolve into a more complex form. More and more of the original migrants decide to stay in the city permanently and the husband-wife relationships tend to be egalitarian (Kephart & Jedlicka, 1991).

2.5.2. The Extended Family

Owing to a number of social factors one often finds that families consisting of more than two generations reside together. This residential grouping is commonly called an extended family (Rabie, 1989). Common extended family structures might be vertical, in a multigenerational link-up, or horizontal, when married brothers of the senior agnate join their families to his household.

Extended families were prominent in traditional agricultural societies, for they provided a network of

property ownership and support that contributed to the families' self-sufficiency (Lamanna & Riedmann, 1988).

Hofferth (1984) concluded in his study that Black married couples, more likely than White married couples, live with extended kin. In a critical review of Steyn's work, Russel in Amoateng (1997) found that 59% of urban Blacks live in extended family households compared to only one-third (33%) living in apparently nuclear family households.

2.5.3. The Blended Family

Blended families are those in which one or both of the married adults have children from a previous marriage or relationship living with them (Steinmetz, Clavan, & Stein, 1990). Typically referred to as stepparents, this family type has become very common.

Maclin (1987) pointed out that blended families are no better or worse than other family forms. They also have their own distinct set of grandparents and other kin, provoking divided loyalties, jealousy and guilt. Unclear roles for both stepparents, conflicts over past practices in childrearing and finances, and instant parenting before the marital bond may

develop. One of the major problems of the blended family is that the previous system of marriage invariably infringes on the present system. Husbands and wives from previous marriages show an interest in the new marriage and family, thus creating problems (Beard, 1994).

Blended families start from different development stages of the marital career. Bohannan and Erickson (1978) also found that children in stepfamilies are just as happy and well adjusted as children in intact families. The family type that an individual comes from is therefor not a prerequisite for a healthy family. However, successful fulfilment of family functions is important to create healthy family living.

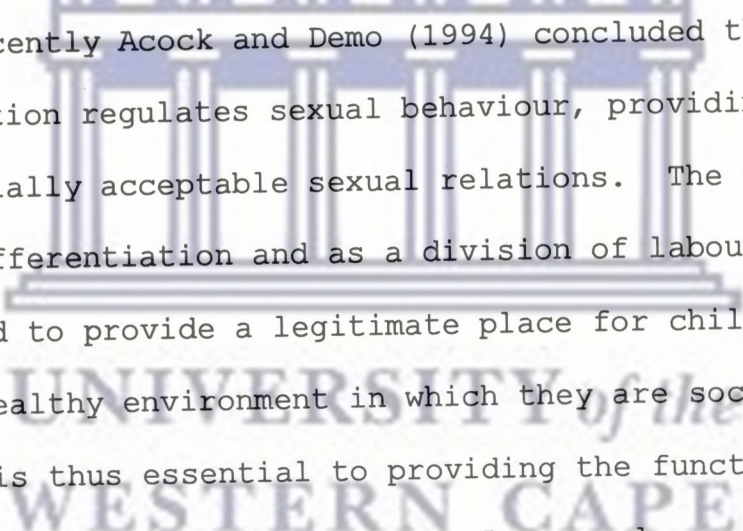
2.6. The Functions of the Family

In society, "the family" is seen as a substructure which fulfils specific functions for the orderly survival of the societal structures (Levin and Horn, 1987). According to Murdock (1949) these functions are four in number:

1. reproduction (procreation to ensure new members of society to take the place of those who die)
2. economic co-operations (either joint production of material goods such as a farm or in cottage

industries, or joint budgeting for consumption of goods)

3. sexual-affectional relationships (legitimate sexual resources for the spouses and emotional nurturance for all generations), and
4. socialisation (transmitting the social heritage to younger family members and preparing all family members for induction into new roles at various life stages).



Recently Acock and Demo (1994) concluded that the family institution regulates sexual behaviour, providing a context for socially acceptable sexual relations. The family provides role differentiation and as a division of labour it is also expected to provide a legitimate place for children to be born and a healthy environment in which they are socialised. The family is thus essential to providing the functions to satisfy the demands that society makes. As unemployment directly influences individuals in a family it is important to establish how it will effect the well-being of the family.

2.7. The Effects of Unemployment on Family Functioning

Every society has patterned ways of fulfilling the needs of individuals and the functions of the family institution is vital to assuring that those needs are met. The widespread impact of job loss and unemployment will affect all family members and therefor produce a variety of outcomes within the family (Vinokur, Price, & Caplan, 1996).

Vinokur, Price, & Caplan (1996) concluded that economic strain has a larger impact on men as they have the responsibility of being the providers. However, the negative event within the family that is produced by unemployment has a more pronounced effect on women, who see their role as caretakers of the family.

Unemployment does not affect the power within the family as power is gender-based, with the man having the authority and decision-making control within the home (Bolak, 1997). Nevertheless, Stevens (1993) found that as the unemployed feels he has to involve himself with more activities outside the home, more authority is awarded to the woman, as the children regard her as the dominant figure in their lives. The division of labour within the home does not change when

the male partner becomes unemployed. Blair & Lichter (1991) found that household tasks and responsibilities within the home are largely appointed according to traditional role perceptions.

2.7.1. Role Perception

The overall character of South African society has been described as patriarchal by several studies (Garbett, 1982; Bozzoli, 1983 & Smith, 1986). At birth each of us is assigned an identity, and on the basis of that people treat us one way or the other (Oakley, 1981). In general, if you are a male you are expected to be successful, strong, self-assured, smart and never afraid. Females are generally assigned an identity of being less analytical, having less motivation to achieve and to being more emotionally unstable than males.

Socialisation is the force that creates and establishes gender differences within our society. Socialisation into male or female roles tends to disguise the fact that biological sex and gender roles are different. However, it is important to distinguish between sex and gender. Sex refers to the biological characteristics of males and females which is fixed at birth. Gender roles on the other hand refers to

the way in which society and the family use sex differences to establish certain characteristics as masculine and feminine (Eagle, 1990).

NB

People often view male joblessness as directly related to their masculine identity and their positions as men. Conversely, it is commonly assumed that women do not suffer during unemployment because they automatically have another job to fulfil i.e. unpaid domestic work, and therefore joblessness among women does not have any ramifications for the family (Wilson and Ramphela, 1989). This emanates from the assumption that women do not have to work, because they can take on the primary role of unpaid domestic work, as employment is a role secondary to their "real" roles of homemakers. These role perceptions of both males and females towards unemployment therefore constitute their identities, but it is necessary to distinguish between the different role perceptions held by individuals.

2.7.1.1. Traditional Role Perceptions

Traditional role perceptions held within South Africa form the dominant present ideology. This ideology, which not only has been a part of the governmental system for years, has

become a "neutral" and fundamental part of family life. Generally traditional role perceptions can be identified by particular traits.

These traits have been defined by Butler (1979) as follows:

1. families with these arrangements are authoritarian rather than democratic,
2. patriarchal rather than egalitarian, having less than frequent open demonstrations of affection,
3. emphasising strict obedience of children,
4. consisting of male partners who never help with the housework,
5. children who are seldom or never consulted on major decisions,
6. and female partners who seldom or never work outside the home. Usually in such cases the financial arrangements are managed by the male partner.

Traditional role perceptions are characterised by strict or rigid gender roles within the family. The male partner is the sole provider, responsible for making decisions while the female partner sees to the running of the home (Gerdes, 1987). This role perception is associated with certain behaviour

appropriate to the male and female partner. Males are expected to be strong, rational, independent and dominant, whereas females are expected to be emotional, nurturant, loving and dependent.

Families are a powerful socialising agency for gender roles and findings in Amoateng (1997) purported that there is a tendency for females to help their mothers and males to help their fathers. This could prove that many women and men continue to aspire to the "normative" ideal of traditional role perception, although patriarchy may be based on a normative unrealistic definition of the family. Mallet (cited in Day, Gilbert, Settles and Burr, 1995) expressed that many women and men continue to aspire to the ideal model of male headship in all spheres may mean that it is based on their unrealistic definition of the family.

Women, especially working class women in South African society, perceive men's dominance as normal although changing female perception of male domination has occurred. They either do not notice the oppression caused by men or believe that they are powerless and helpless, thus resigning themselves to the situation. An attempt to affect changes in the perceptions of traditionalists would imply bringing about

changes within the traditional society we operate in (Hendricks, 1993).

2.7.1.2. Egalitarian Role Perception

Egalitarian role perceptions are viewed by many traditionalists as deviant from the expected "norm". Our country has a history of discrimination but because we have entered into a change in the political arena, many changes have come in the way women and men perceive their roles (Smith & Reid, 1986).

According to Rice (1983) egalitarian role perception places more value on the individual, and role perception is not totally based on gender differences. The power relations are more democratic and female and male partners are equals. Couples who have this role perception evolve their own system of role sharing in the home. Both need not do all economic and physical maintenance of the home simultaneously, but they may take turns to do whatever both partners have agreed on mutually.

Childrearing practices are seen as a joint responsibility and parenting tasks are dealt with in the manner of needs and

common agreement (Gerdes, 1987). Attributes associated with partners are therefore less clearly defined. The implication of this role perception is that one partner does not hold a more dominant position than the other. Acknowledging the dynamic advances that this perception has made in the world, South Africa has unleashed egalitarian forces very slowly in all societal structures.

These will allow women access to training and employment institutions. As seen through Census 1996, 18,6% of Coloured women are in managerial positions. Only 14,9% are in artisan or operational occupations of the formal sector. This shows a steady increase in the advancement of women in the workplace and their full participation in the development of the country. The South African society remains symbolically and ideologically structured by men. Women largely remain consumers of attitudes regarding their role as defined by men (Bozzoli, 1983).

2.7.1.3. Radical Role Perception

The radical role perception comes from the premise that the oppression of women is the most dominant form of

oppression in society. It implies that males are dominant and females are subjugated. Groups holding this perception maintain that it is necessary to reverse the traditional division of roles, giving, even if temporarily, more power to women than to men (Vianello & Siemienka, 1990). In other words, the radical role perception is one that favours the reversal of roles, which, in their opinion, would be giving more power and status to women.

Families are regarded as a method by which women are bound to heterosexuality, economic dependency, and a patriarchal ideology of motherhood that is alienating and self-destroying. Radical role perception involves attempts to restructure sexual and parental relationships in ways that will restructure the sexual division of labour and bring women to equity with men (Elliot, 1989).

2.7.1.4 Combination Role Perceptions

South African partners with this role perception usually experience less role overload as there is a more flexible perception of the way roles are divided between partners. The number of couples sharing this role perception is questioned by Sack (1991) who believes that traditional gender role

perception has been very deeply entrenched in the South African lifestyle. South Africa has experienced some changes in role perception as the family is confronted with more stressors in society, such as unemployment, but for many families the changes they are faced with are not sufficient to make a role perception shift.

MS -
Matrifocal families are very common within Coloured communities. According to Field (1991) matrifocal relations do not exclude the subordination of the wife to the husband's power. While the maternal head might have a dominant presence within the family, she does not have sufficient power to exert full control over the household. The male head of the family still maintains indirect control over the household whether he is employed or not.

UNIVERSITY of the
WESTERN CAPE
Unemployment in general places added strain and burdens on families. Gender role perception has been revealed as a predictor of change in family activity (Leslie, Anderson & Branson, 1991). Researchers have hypothesised that women's lower status and power in marital relationships (Menaghan, 1991) increase their vulnerability to threats, thus unemployment will be experienced by women more negatively than men. Survey evidence in Moller (1992) suggests that women

112. ||
tended to express more negative reactions to unemployment than men. They stated being more depressed and tense around their families. Women in low-income families assume most of the responsibility for the family's needs: paying rent, food, fuel and clothing, and the demands of the children's schooling.

In South Africa the patriarchal family structure is very dominant with the father the primary breadwinner and provider. Unemployment does not only lead to a loss of income but also to a loss of a man's social role as father and head of the household. These negative effects of unemployment on men have traditionally been attributed to the "emasculatation" involved in job loss.

The very nature of their maleness has become embedded in the gender division of labour and the work site itself has become associated with gender territoriality. Men therefore experience a deep sense of failure in their own eyes and their role perception within the family may negatively affect their psychological well-being.

Moller (1992) concluded that the men in her study were more likely than the women to feel the need to drink, socialise with friends, and they experience a sense of

NB! uselessness and loss of self-esteem. They also felt that the
employed were more respected in the community.

Beneria and Roldan (1989) suggested that when men
defaulted in the economic sphere their wives lost respect for
them. However, Stockman, Bonney, and Xuewen (1995) found that
the transformation of basic social relationships of employment
and family today does not reflect that there is a loss of
respect for men if they do not provide for the household and
engage in household activities.

Vinokur, Price and Caplan (1996) reported from their
study done on 2005 unemployed job seekers and their partners
that economic strain had a substantially larger impact on the
husband's than on the wife's hostility and warm interactions.
Having greater responsibility as breadwinners appeared to
predispose the men, more than the women, to experience
financial problems as a more prominent stressor and
consequently to experience greater strain and hostility.

This interpretation is consistent with the finding of
Conger et al.'s (1993) study that ^{women} wives are more strongly
influenced by exposure to negative events within the family
caused by unemployment. They are more central to their role

identity and realm of responsibility than traditional men, who see their primary responsibility as being breadwinners.

2.7.2. Communication

Communication within the family is a topic of discussion that is likely to be in at least one article in almost every magazine available on the South African market. The media are very aware of the need that families have for guidelines on communication, because, although we all know how to talk and listen, we don't all know how to communicate effectively within the family.

Fitzpatrick and Ritchie (1992) suggest that communication is the process by which ideas are given symbolic or representational form and the converse process by which symbols are recognised and interpreted. Fisher in Steinmetz, Clavan & Stein (1990) add the concept of feedback and thus give way to a transactive model approach to communication.

Transactive models of family communication take into account the participants' simultaneous contributions to the process. In this model, family members are simultaneously perceiving all aspects of each other's communication and

adjusting their own communication (Steinmetz, Clavan & Stein, 1990).

In all models of communication it is important to remember that words alone do not constitute communication. A distinction should also be made between verbal communication - which is primarily concerned with linguistic symbols that have cultural meaning - and non-verbal communication which includes facial expressions, body language, intonation, and other behaviour that may define the nature of relationships between communicators (Galvin & Brommel, 1991). In understanding family communication regardless of the perspective employed, it can be assumed that communication is dynamic, continuous, circular, unrepeatable, irreversible, and complex (Day, Gilbert, Settles, and Burr, 1995).

Family communication is a critical issue as a family moves through various stages of the life cycle. Although evidence indicates that attitudes toward family communication remains relatively stable across the life cycle, the actual communication itself apparently does change. Communication will be affected by a person's needs and self-perception (Steinmetz, Clavan & Stein 1990).

The communication process may well be the keystone of family development, with the success or failure of the entire system being dependent on the adequacy of communication among family members. Talking helps to clarify most issues. Harmonious communication and interfamilial relations within the family depend on sound financial management and health practices: supportive communication patterns, a satisfying sexual relationship, healthy leisure activities, a supportive network of individual and family friends, and the overall satisfaction with one's family and quality of life (Johnson and Brohaugh, 1992).

Sound financial management can only occur if the family has a financial income and supportive communication patterns. Thus unemployment would have an effect on the family communication.

Zeelie (1989) concluded that unemployment has a negative effect on the communication within the family in that family members do not spend so much time with each other at the beginning stages of unemployment. As time proceeds the male partner automatically dissociates himself from the family and the community, his behaviour is characterised by sleeping late in the morning and alcohol abuse.

Larson (1984) found that unemployment and especially the fact that the man does not fulfil his role as breadwinner within the family, have a negative impact on the communication process between the male and female partner. It affects their problem-solving abilities and their interaction with one another. Their relationship is characterised by arguments and aggression, as well as - in some cases - violence. The female partner is extremely irritated by the unemployed partner. This causes the sexual relationship between partners to be negatively affected. This, in turn, leads to the overall rejection on a sexual basis and eventually communication ceases to take place (Wilson & Cook, 1985). As women and men differ in their perceptions, the impact that unemployment has on communication would be experienced differently by them.

Liem and Liem (1988) found that after four months the wives of unemployed families were significantly more depressed, anxious, phobic and sensitive about their interpersonal relationships and communication processes than spouses. Although the wives were not facing job loss they were experiencing changes in the family environment and changes in moods and behaviour of the family members.

The communication between the unemployed parents and their children is also influenced by unemployment. Research conducted by Friedman (1986) showed that children, out of fear and lack of respect, distanced themselves from their fathers. Children experience a loss of regard for the unemployed member of the family and there are in many cases disagreement on issues such as discipline and rules that have to be upheld within the family (Berry & Chiapelli, 1985). Due to the effects of being unemployed and feeling unappreciated it becomes increasingly difficult for the unemployed fathers to fulfil their role as spouses and parents in the family. Wilson, Larson and Stone (1993) found that children with unemployed fathers showed poorer concentration skills and less parental attention was observed within the family.

This situation caused inadequate communication within the family and because of the financial loss, the unemployed fathers' temperamental behaviour generally became more punitive in their dealings with their children. As a result temper tantrums from the children were experienced, which lead to the establishment of a vicious cycle of negative communication (Larson, Wilson and Beley ,1994).

2.7.3. Power Relations

Control over resource use, including time, food, and money, is determined by power bases in the home. Power is the ability or capability of one individual to produce or cause outcomes or effects that affect the behaviour of another individual (Steinmetz, Clavan & Stein, 1990). Scanzoni and Fox (1980) and Szinovacz (1987) define power as the capability of having one's own way and achieving one's goals even though others may resist. It refers to the relations between family members, and the relative bargaining power, influence, and respect each member has in determining the use of household resources. Marital power has typically been measured by who has the "final say" in decision-making. Different theories explain how power is distributed within the family.

The exchange theory holds that the distribution of power in relationships is a function of each partner's ability to contribute valued resources, his or her need for the other's contributions, based partially on access to resources outside the relationship, and his or her authority (Emerson, 1976). Employment serves as an important basis for all three aspects of power noted above. It provides access to resources that can be applied in exchange with the spouse. It offers

opportunities for need fulfilment outside the relationship, thus reducing spouse dependence on the marital relationship to satisfy such needs and it constitutes an important basis for his or her authority in the family (Hood, 1983).

Whereas exchange theory constitutes a middle range that applies to social power relationships in general, resource theory pertains specifically to marital power relationships. Blood & Wolfe (1960); Szinovacz (1987); Sabatelli & Shehan (1993); researched how money, as a resource, might affect the balance of power between males and females in a relationship. There was a theory about the number of accumulated resources each spouse might have that would enhance power and influence the relationship between the couple.

Power has been attained by men in traditional families on the basis of gender and men have been seen as breadwinners performing a work role outside the home. Women were seen as performing family duties inside the home. According to Campbell (1991) it appears that the respect and authority a woman is accorded in the South African community comes to her by virtue of her role as a mother and falls strictly within the sphere of the household.

There is a general agreement that within the domestic sphere, women are pillars of strength, and even though they are becoming increasingly powerful within this domain, these gains do not ultimately present any real threat to male power and dominance. Field (1991) proved in his study of the Coloured community in Facticeon that the opposite is also true of women, due to the fact that women are not as powerless as they are portrayed to be. Even though patriarchy existed within these homes, women were the dominant figures within the home. Women in our community should therefore be encouraged to aspire to greater things in life and take initiative by using the power that they have within their different spheres of influence. (Power can be assigned to any member within the family and is attained through various ways, namely age, gender, resources, sympathy, personality variables and socio-economic status.)

2.7.3.1. Gender-Based Power

In our society roles and responsibilities are still traditionally gender-based, with the husband having the major responsibility of providing for the family financially and the wife with the responsibility of managing the household. Men are led to believe that they should be more independent,

aggressive and unemotional than women, whereas women are led to believe that they are supposed to be talkative, warm, and not as competitive as men (Stafford, 1980 and Vinokur, Price and Caplan, 1996).

In South Africa, men more than women generally seem to exhibit tough bargaining strategies, are dominant oriented, and are likely to use verbal and direct strategies. Women with the ability to engage in more accurate role-taking, may be quite effective in gaining power and having the final say in a particular decision-making event (Field, 1991).

According to Hendricks (1993) South African women have been socialized to believe that a woman's place is in the home, that women should remain faithful to one man, but that male promiscuity is acceptable. Women should take full responsibility for cooking and cleaning for men and making their lives as physically comfortable as possible. Steinmetz, Clavan & Stein (1990) explains that the husband-father as the family head is granted the authority or legitimate control over a range of household decisions.

Day, Gilbert, Settles & Burr (1995) describe the source of women's lack of power in society and the family as being

the discrimination in the work realm. Work for wages is valued, but women are valued for their work within the home - unpaid work. Women are assumed to be responsible for matters within the home. There is a concomitant assumption that the man will be engaged in paid employment. He needs to preserve his strength and energy for his role as provider and she is accountable for maintaining the household. Given that work outside the home is valued and rewarded and that work within the home is devalued, women must move out of their appointed sphere of influence to gain the economic power that is gender-based within the family.

This traditional gender-base power therefore gives men the dominance over women, but it should be noted that unemployment affects the gender role perception and this influences the power base within the family.

Unemployment has a negative effect on the man, regarding his authority within the family. Stevens (1993) reported that the men in his study felt that they struggled with their wives over family authority and that the children in his sample regarded the woman as the dominant figure in their lives.

2.7.3.2. Resource-Based Power

These specific gender- and age-based characteristics are also related to the amount of resources an individual may have at his or her disposal. These resources, usually economic, can also constitute a base of power. When an individual, for example the husband, is successful in fulfilling role expectations, he has more resources that can be used in friendly exchange or coercive power struggles.

A husband with an excellent job and substantial salary not only has more to "offer" his wife and children, but also has more to exchange for shortcomings he might have (Steinmetz, Clavan & Stein, 1990). In transitional egalitarian societies, spouses' resources enhance their marital power and in patriarchal societies, traditional gender role norms predominate in their influence on marital power relationships and render resources relatively unimportant. More recent studies indicate that both spouses' resources and their gender role attitudes influence marital power relationships both across and within societies (Blumstein & Schawartz, 1991; Godwin & Scanzoni, 1989).

In our society income and education act as potential bargaining tools, and is directly related to buying power. Szinovacz (1987) notes that, until recently, women had been denied equal access to education, occupation opportunities, income, and social contacts, and this increased their economic dependence on their husbands. As women raise their educational levels and participate in the labour-force, we can expect a shift in the spouses' relative material resources and possibly a greater balance between partners. However, Campbell (1991) notes that the power accorded to South African women falls within the boundaries of male dominance. Women's contribution to the families' finances are not perceived as a part of the breadwinner role, but secondary to the primary vocation of mother and homemaker (Hardesty & Bockemeier, 1989). Individuals with no tangible resources are not totally without power as there are other resources that enhance power besides tangible ones.

2.7.3.3. Sympathy Power

Often weakness or vulnerability can be a power source. The tremendous power held by the sick individual in a household is well known. Elderly relatives may use health or age as a resort to get their way.

2.7.3.4. Socio-Economic Status

Society has categorised families in different social classes according to their financial resources and thus, the more your material possessions, the higher your socio-economic status.

✓ Employment serves as an important power resource for spouses, as well as a basis for men's authority within the family (Szinovacz & Harpster, 1993). Elder (cited in O' Brien, 1986) found that upon unemployment the family often lose important resources, as well as alternative sources of need fulfilment, and as the man's authority, power and status is undermined in relationships within the family, the unemployed becomes more dependent on the family itself for the fulfilment of essential needs.

However, Komarovsky (cited in Madge, 1983) examined roles and relationships within unemployed families. He carried out individual interviews with the mother, father and oldest child in 59 families in the USA between 1935 and 1936. Contrary to the findings of others, he found that unemployed fathers had lost their authority in only 13 cases and that this was due largely to their being more difficult and irritable. The rest

of the men retained their power within their families as the women were willing to ignore their economic absence from the family.

According to Rallings and Nye in Jorgensen (1986) it does not matter whether power is measured in terms of decision-making, influence, or getting their way in disagreements with husbands, employed women have more power in marriage than unemployed women. With the changed financial circumstances women frequently assume the wage earner role which results in reduced self-respect and self-confidence in the men. If the female partner works and the male partner experiences unemployment, he might see her employment as a threat to his position in the family and the authority that he exercises in the family (Uys & Marais, 1991).

As women become more involved with economic decision-making, whether the man is employed or not, it leads to friction and tension in the household. The men frequently become more aggressive, unpredictable and emotionally withdrawn their family. In fact, according to Gelles (1979) wife abuse has consistently been associated with the husband's lack of resources, such as adequate education, income,

prestige, and stable employment (Steinmetz, Clavan & Stein, 1990).

2.7.4. Decision-making

Inequality between men and women in the sharing of power and decision making at all levels were part of the strategic objectives set forth in twelve critical areas of concern at the Fourth World Conference on Women, held in Beijing in 1995.

Men and women have different perception on decision-making. Men have a need to have a certain amount of personal control. In this respect the report to the U.S. Department of Health, Education and Welfare, recognised what was needed: "What workers want most, as more than 100 studies in the past 20 years show, is to become masters of their immediate environment and to feel that their work and they themselves are important" (Department of Health, Education and Welfare, 1973).

Traditionally women had a subservient role and could decide on minor issues. Men have always been seen as the guardians over women and children and therefor had the decision-making power within the home. When the man is

unemployed he no longer has authority outside the home and tends to focus it within.

Stokes (1983) found that the unemployed family member, whether male or female, tended to perceive him/herself as the principal decision-maker in the family. This is an effective strategy for maintaining self-esteem and proving one's worth. However, Finlay (1984) suggested that equality in decision-making is likely to occur when men are unemployed or if their incomes are closer to parity with women's.

On the other hand this traditional view of men and women no longer holds undisputed sway, as there is a growing number of female-headed families, and even in those families where there is a male head, if unemployment exists or the man earns too little to meet the families' demands, the woman in the family has the decision-making power.

Kirjavainen (1998) revealed that often the assumption is made that women are worse off, and "left out" in the patriarchal society. She found however that the director of one of the women's studies centres in rural households confirmed that often major decisions were made by women or

jointly by the spouses, but that it was always the man who publicly announced it.

Ridd (1981) explained the matrifocal relations of the household as follows: "Women exert authority through their household organisation. They are the chief decision-makers, they generally control the household income and they bring up the children with very little help from their partners. Their respectability among other women depends on their ability to keep their homes spotlessly clean and providing food for the family. The males in these families thus no longer play their traditional role regarding decision-making and the management of resources".

2.7.5. Management of Resources

The family is a major resource transformation system - a major consumer of resources, and a major creator and developer of human resources (Wilson, Larson and Stone, 1993). It follows that a change occurring in resources will represent a shift within the family system.

Since work produces the money for services and goods, unemployment brings about change in these resources, but

literature seems to identify economic deprivation as the major stressor in family life and not the absence of job activities (Leventman, 1981; Turner, Kessler, & House, 1991). Jahoda pointed out in her study on the latent functions of work for providing time structure, activity and social identity, that economic factors were determinants of distress (Jahoda, 1981, 1982). Unemployed workers were not happy without structure, activity and status, but severe depression and apathy were not due to the above-mentioned absence. Rather it was strongly correlated with income.

2.7.5.1. Money

In all societies men and women have significant divergent priorities when it comes to expenditure and disposal of money. In general women devote a far greater proportion of available money to the family on the families' basic needs and interest whilst men's expenditure may be more widely varied. In traditional societies it is widely recognised that women are the family money managers and that it is the adult woman that decides how the money in the family is spent (Armstrong, 1992). Gender ideologies commonly accept that men have a right to personal spending, which he deserves if he hands his money to the woman in the family to manage as she sees fit,

and that a woman's personal spending is for the collective purpose of the family (Dwyer & Bruce, 1988).

The personal worth of men has traditionally been judged according to how much income and social status they can provide (Jorgensen, 1986). Unemployment results in a loss of income and can cause many a family to dissolve. A positive relationship usually exists between marital stability and income. Financial strain is hypothesised to generate a spiralling process of negative interaction between family members, leading to a decrease in relational satisfaction. Up to a certain level economic stress can contribute to family disruption (Gottman & Levenson, 1992). Breakdown of marriages can occur in part as a result of unemployment. Low-income men who are plagued by unemployment are the most likely to be blamed for their poor performance as providers.

They are blamed by themselves, their children, and their wives and this might add to strain within the family (Vinokur, Price, & Caplan, 1996; Liem & Liem, 1988; Larson, 1984).

Whether it is the employed or unemployed man or woman who manages the finances in the family, a number of factors determine the expenditure of money:

1. number of dependants,
2. the partners' social class and income,
3. the employment status of both partners, and
4. the cost of living in their part of the country.

Families with no unemployment spend about 69% of their income on consumption and use the remainder for taxes, savings, and the acquisition of property and other forms of wealth. Families in which the heads of the home are unemployed spend 84% of their income on consumption items (Hefferan, 1983). Those families at the lowest levels of financial and material resources often commit their time and energy to securing the minimum survival level of the family. Families who are pressed by unemployment have little emotional energy to deal with abstract issues, and such concepts as quality time for child rearing may seem meaningless, as they need to spend most of their time and energy on surviving (Williams, 1992).

2.7.5.2. Time

Historically the woman has been seen as the housewife who has no other obligation than to care for her children and husband. This traditional view of the role of women greatly influenced - and still does in many traditional countries like

South Africa - the amount of time that a woman spends on her home and with her children.

Calculated from five different studies, the average housewife spends between 3,000 and 4,000 hours a year, or between 55 and 75 hours a week, on housework (Oakley, 1974). Stafford in Lamanna and Riedmann (1988) reported that women spend six times as much time on housework and child care as do men. As married women enter the labour force, whether because of necessity or a sense of identity, she still has to contribute her time to the household.

A study of the time-use-patterns of couples found that husbands of employed wives often contribute less work on household chores than do husbands of unemployed wives (Stafford, 1980). Stafford, et al. in Jorgensen (1986) reported some studies that show that though employed wives do fewer household chores and spend less time on child care duties than unemployed wives, employed wives continue to assume the time-consuming chores of cooking, cleaning, laundry, and child care responsibilities in addition to work outside the home. As wives spend more time away from children, the children spend more time with other relatives or friends (Kephart and Jedlicka, 1991).

There is therefore a growing role-overload and strain. Employed women appear to have a "double-duty" on them, according to Jorgensen (1986). They are employed outside the home but they are still primarily responsible for the more tedious household tasks traditionally assigned to women in the home. The employed women whose husbands do not assist with the housework often feel more depressed than those wives who get assistance from their husbands (Ross, Mirowsky and Ulrich, 1983).

To cope with this strain of being all over at all times, spouses must modify their expectations for spending free time together (Jorgensen, 1986). Effective planning of time and leisure activities, flexibility and willingness to change plans according to the demands of the situation, effective communication, and compartmentalizing of family roles and childrearing, are effective strategies that should be utilized by all women (Skinner, 1980).

Women report that men, when they are employed, do not spend as much time with the family as women do and women generally assume that men's time spent with the family should increase when unemployment occurs. Stevens (1993) found,

however, that during unemployment, because the family members are not accustomed to the unemployed's presence, the unemployed feels that he needs to involve himself more with leisure activities which do not involve family members. They therefore spend a great deal of time doing nothing constructive, which includes having too much to drink and, according to Willis (1984), occupying the urban street area and becoming publicly motionless consumers. Rabie (1987) found that materially deprived women tended to centre their affection on their children and other kin, while men often immersed themselves completely in friendships with male friends.

2.7.5.3. Labour

Men can be classified into four groups according to Letty Cottin Pogredin as postulated in Steinmetz, Clavan & Stein (1990). The first, comprising 39% of all men, believe in the traditional division of household labour, and do not share household chores. The second (33%) believe that men should help out in the house, but personally do not. 15% do perform household work, but feel that perhaps this is not really their responsibility. The last (13%) regularly do housework and have no difficulty sharing this role. It places an enormous

responsibility on the female partner if she has to cope with a male mentioned in one of the first three instances.

Three perspectives have been applied to explain division of labour in the family, namely,

1. normative interaction,
2. resource theory, and
3. family development theory.

Normative interaction refers to the degree to which decisions conform to established norms about behaviour in a family. Spouses with traditional value orientations are more likely to follow culturally defined sex-roles than spouses with modernistic value orientations (Wheeler & Avey, 1981). Various researchers have tested this proposition and indicated mixed results. Even though division of household labour appeared to follow traditional sex-role expectations, decision-making was found to be consciously equalitarian (Morris, 1985; Blair & Lichter, 1991; Ferree, 1991).

Within resource theory, five factors have been noted to influence division of household labour: time, liking of tasks, income, social class, and education. The most discussed resource is time and it assumes that the partner with more

time than the other will perform household tasks. Employment of wives was found as the predicting factor in the women's time allocation to housework, but whether this significantly increases the man's responsibility has not been consistently proved (Nickols and Metzen, 1978).

The family development theory asserts that task allocation changes over a family's life cycle. After a tentative trial and error stage each spouse comes to perform those tasks for which she or he has the greatest skill and other resources. Changes were noted toward traditional task responsibility with increased length of marriage (Nock, 1979), age of spouse (Blood and Wolf, 1960), and presence of children (Nock, 1979).

In traditional families men assume a few male responsibilities such as grocery shopping and the managing of finances, as they have the demands of the paid employment outside the home and this prevents them from exercising as large a role in household tasks as they would like to. Unemployment should thus lead men to perform more household tasks. However, Shamir (1986) concluded the opposite, as it was found in his study that the domestic division of labour within unemployed families remained relatively unaffected and

there was no "role reversal". Although the men perceived themselves as contributing to a highly egalitarian division of labour they were not practising it within their families.

Bolak (1997) also reported that men resist the wife's desire for a more egalitarian division of labour, in order to preserve their authority within the family. Morris (1985) found within her sample that unemployment does not lead to the assumption of child-care responsibilities or domestic duties by the male, although a number of men increased their share of general tidying about the house. This included chores like washing dishes and looking after children for short periods of time. Household tasks continue to be largely appointed according to traditional gender roles where women take responsibility for the children, education, and household managing while men perform most of the maintenance tasks (Blair & Lichter, 1991; Ferree, 1991).

Although one might assume that women are generally dissatisfied with the traditional division of labour within the household, many women and their partners believe the division of work is fairly distributed, even though husbands have significantly more leisure time than their wives (Abdel-Ghandy and Nichols, 1985; Bolak, 1997). Major (1993) argued

that this is due to the fact that it matches women's comparative standard and they perceive it as justifiable as it matches the way they were socialised. Hendricks (1993) noted that though women are aspiring to greater egalitarian role division within the home, women tend to take full responsibility for household tasks. In Field's (1991) opinion women are faced with the drudgery of a double workload of wage and domestic labour. This type of drudgery is typical of the South African situation as the double workload is perceived as "natural" for women.

Wives' employment sometimes modifies both spouses' ideas about housekeeping responsibilities, but not their actual behaviour. Employment of the wife limits her time available for household work but wives like and assume responsibility for traditional female household tasks, and men take responsibility for traditional male tasks (Wheeler & Arvey, 1981). Studies of time budgets indicate that husbands contribute about the same time to family tasks, whether their wives are working or not (Lammanna and Riedmann, 1988).

While some husbands persist in fighting to decrease the demands of the workplace in order to participate more at home, a very small minority are relinquishing breadwinning

completely to become house-husbands. Reasons for becoming a house-husband include poor health, unemployment, desire to spend more time with their children and to allow their wives to pursue a career (Gregg, 1986).

2.8. Summary

In our society the employment that you hold is the basis of social value and personal prestige. The work people do affects the way they view themselves and the way they are viewed by others, including their families. Loss of employment, even the loss of a position that has been aspired to but never gained, can be difficult to cope with for anyone because of the blow it can cause to their identity. Having reviewed literature on unemployment and its affect on the family, the forthcoming chapter will examine the research methodology and procedures.

CHAPTER 3

METHODOLOGY

3.1. Introduction

A pilot study was introduced to evaluate the research instrument and inform the main study. The research questionnaire, its construction and administration is detailed, as well as the research questions, treatment of the data and the limitations of the study.

3.2. Population

The Bellville area was selected and a convenience sample was drawn. The University of the Western Cape is situated in Bellville and the students serve the Bellville community. The community is Afrikaans-speaking and within the area there is evidence of unemployment and poverty.

3.3 Sample

A description of the sample for the study is given. The sample consisted of Coloured male and female couples who were

living within the area of Bellville South. A list of eighty-six couples where the males were unemployed was obtained from children attending two primary schools in Bellville South. The total sample consisted of thirty couples who were randomly selected from the list. Demographic information collected by means of a structured questionnaire included aspects such as age distribution, relational status, area residing, home language, highest level of education, description of last employment, period position was held, employment loss, being employed or not, period of unemployment, number of times previously unemployed, unsuccessful application for employment, partner's employment status, number of dependents, means of survival, impressive consequence of unemployment, positive aspects of unemployment and amount of money available compared to before unemployment.

UNIVERSITY of the
WESTERN CAPE

The research group consisted of 60 males and females

whose ages ranged between 25 and 65 years. Seventy-three point three percent of the subjects were married while twenty-six point seven percent were cohabiting. Half of the male and forty-six point seven percent of the women respondents had a standard five or lower level of education and thirteen point three of the male and twenty-three point three of the women

subjects had a standard nine to ten level of education. The majority of the female subjects (73%) and fifty-three percent of the male subjects held unskilled positions at the last employment. Fifty-seven percent of the women and thirty-seven percent of the male respondents held that position for more than 2 years and none of the women respondents and twenty percent of the males held the position for one to two years.

The subjects lost their jobs through various means. The majority (57%) males and 50% women were dismissed, 40% males and 13% women had been made redundant and 3% male and 13% women had resigned. All the male respondents and eighty percent females indicated that they would like to be employed.

The unemployed subjects had been unemployed for periods varying from a few months to over 29 months. Forty-three percent female and thirty percent male respondents had been unemployed between three to five months and twenty percent of both male and women respondents between nine to twelve months. Only twenty-three percent of the female respondents were never employed. Whereas 33% male and 30% female respondents had no previous experience of unemployment, the rest of the sample had between one to four experiences of unemployment.

Half of the female respondents and thirty-three percent of the males had one unsuccessful application for employment, 30% males and 6% women had 2, 23% males and 10% women had 3-5 and seven percent males and ten percent women respondents had six to ten unsuccessful applications for employment. None of the women and seven percent of the male respondents were unsuccessful in applying for employment. All of the male respondents were unemployed. Seventy percent of the women were house-executives, while 10% women were unemployed. Thirteen percent held semi-skilled jobs and seven percent were within sales.

In the sample there were five couples who had no dependants, 40% had two dependants, 13% had three dependants, 13% had 4 dependants and 16% had five or more dependants. The subjects survive by means of unemployment benefits (40%), savings (3%), wife's earnings (20%) and thirty-six percent of couples survive due to the fact that they have "odd jobs", their children work for them, or the church and other family and friends provide them with money or other necessities.

The sample considered loss of income to be the most debilitating consequence of unemployment. Sixty-seven percent of the women and thirty-three percent of the male respondents

were unable to see any positive aspects to unemployment, 43% males and 30% women saw it as a time to spend with the family, 3% male respondents saw it as an opportunity to make a career change and seven percent felt that it was an opportunity to learn new skills. Thirty percent of the respondents had about one quarter of the amount of money available now than before their partner became unemployed and seventy percent of the respondents had about half of the amount of money previously available to them.

Frequency tables are used to report the demographic results of the respondents to items in section A in the questionnaire.

Table 1 Age distribution of sample

Individual Variables	N=30 Males	100% Males
25-34	9	30
35-44	7	23
45-54	8	27
55-65	6	20

The ages of the male respondents ranged from twenty-five years and under and sixty-five years and above with 30% of the sample in the twenty-five to thirty-four year and 23% in the thirty-five to forty-four year bracket.

Table 2 Relational status of sample

Individual variables	N=30 Males	100% Males
Married	22	73
Cohabiting	8	27

Seventy-three percent of the respondents were married and twenty-seven percent were living together.

Table 3 Home language

Individual Variables	N=30 Males	100% Males
Afrikaans	30	100

All of the respondents stayed within the Bellville South area in Bellville and they are Afrikaans speaking.

Table 4 Highest level of education

Individual Variables	N=30 Males	100% Males
STD 0-5	15	50
STD 6-8	11	37
STD 9-10	4	13
Other	0	0

The male respondents (50%) in the sample had a educational level of between sub A and standard five and thirteen percent had between standard nine and standard ten as their highest level of education.

3.4. Method ✓

Quantitative research methods were used in the form of a structured questionnaire as well as qualitative research by means of interview questions. These methods were mainly used to allow the respondents to voice their own views and to add to the research data. The questionnaires were administered by the researcher as it became evident during the pilot study that the sample preferred this method to completing the questionnaires themselves.

3.5. Instrumentation ✓

The following inventories were surveyed for items to be used to assess the perceptions of the influence that unemployment of the male partner has on family relations with specific reference to gender role perception, relational satisfaction, communication, decision-making, finances and labour within the family.

Sections A, B, and C of the questionnaire focused on the demographic information, work experience and unemployment in the family.

Section D dealt with gender role perceptions and was based on a 25-item Day by Day: Relationship Responsibilities Scale developed by Valois & Kammermann's (1992).

Section E concentrated on decision making in the family. Section F, focused on finance management. Section G dealt with the division of household tasks. Vianello & Siemienska's, (1990) developed the Index of Traditional, Egalitarian and Radical extremist attitude toward "natural" differences between female and male propensities; Section H and I focused on family relations and partner satisfaction, respectively. These were based on Clinical Measurement Package Scales, that was developed and validated over the period 1977 to 1982. These scales have been used in six studies - with sample sizes ranging from 100 to 693 - that provide information concerning reliability and validity of the scales. Several research texts have duplicated the scales in more than 15 foreign countries (Hudson, 1982).

Section J focused on communication within the family. Pullen's (1992); Hudson's (1982) Index of Family Relations and Marital Satisfaction was used to establish the gender perception of the sample.

3.6. Data collection procedures ✓

The researcher administered the questionnaire to the women and men separately within their homes. All responses were confidential and participation was voluntary. The respondents' names and identifying information were not requested and the analysis and reports were in the form of aggregated data so that no individual could be identified. Everyone who was included in the sample had the option to answer or disregard any questions in the questionnaire.

3.7. Treatment of Data ✓

The data collected from the questionnaires were analyzed using descriptive statistics. Frequency distributions and percentages were used to illustrate common or recurring perceptions held by women and men where the male partner is unemployed. Tables were used to summarize significant findings of the study. The results and discussions were reported in the same order as the questions were posed. The interview questions were discussed directly after the questions of a specific section in the questionnaire. Chi-square tests for independence was used to analyze the data.

3.8. Limitations of the study ✓

The availability sample was of Coloured couples within Bellville and cannot be generalised for Coloured couples in the Western Cape.

The instrument was derived mainly from American research which may not make the application in South Africa that readily. The broad scope of the study necessitated the exclusion of indepth investigation of areas where unemployment could have effected the family. A further limitation of this study was that children were not included.

3.9. Pilot study

The sample for this research survey was Coloured male and female couples who were living in Bellville. A list of twenty-five couples where the males were unemployed was obtained from children attending a primary school in Bellville. The total sample consisted of eight couples who were randomly selected from the list. The final sample of the 16 respondents had the following biographical characteristics:

Table 5**Age distribution of sample**

Individual Variables	N=8 Males	100% Males
25-34	3	38
35-44	3	38
45-54	1	12
55-65	1	12

The ages of the male respondents ranged from twenty-five years and under and sixty-five years and above years with thirty-eight percent of the sample in the twenty-five to thirty-four year and thirty-eight percent in the thirty-five to forty-four year range.

Table 6 Relational status of sample

Individual Variables	N=8 Males	100% Males
Married	6	75
Cohabit	2	25

Seventy-five percent of the respondents were married and twenty-five percent were living together.

Table 7 Residential area

Individual Variables	N=8 Males	100% Males
Bellville South	8	100

Table 8 Home language

Individual Variables	N=8 Males	100% Males
Afrikaans	8	100

All of the respondents stayed within the Bellville South area in Bellville and they were Afrikaans speaking.

Table 9 Highest level of education

Individual Variables	N=8 Males	100% Males
STD 0-5	5	63
STD 6-8	3	37

The male respondents (63%) in the sample had a educational level of between sub A and standard five and thirty-seven percent had between standard six and standard eight as their highest level of education.

Table 10 Description of last employment

Individual Variables	N=8 Males	100% Males
Unskilled	6	75
Semi-skilled	2	25
Sales	0	0

Responses to the question concerning unemployment and the status that their last job held showed that seventy-five of the male respondents had a job which did not require of them to have had schooling.

Table 11 Length that position was held

Individual Variables	N=8 Males	100% Males
Less than 6 months	1	12
6months - 1 year	2	25
1 - 2 year	2	25
More than 2 years	5	63

Sixty-three percent of the male sample had held that position for more than two years. Twenty-five percent of the respondents held that position for less than six months and the same number held that position for more than two years.

Table 12 Employment loss

Individual Variables	N=8 Males	100% Males
Voluntary resign	1	12,5
Redundancy	1	12,5
Dismissed	5	62,5
Other	1	12,5

The ways in which the respondents lost their last jobs were through retrenchment - sixty-two point five percent of the men as well as women within the sample.

Table 13 Prefer being employed

Individual Variables	N=8 Males	100% Males
Yes	6	75
No	2	25

Seventy-five percent of the male respondents agreed that they would like to work.

Table 14 Length of unemployment

Individual Variables	N=8 Males	100% Males
3-5 mths	0	0
9-12 mths	2	25
13-16 mths	3	37,5
17-20 mths	1	12,5
21-24 mths	1	12,5
29- more	1	12,5
Other	0	0

Thirty-seven point five percent of the male respondents were out of work for between thirteen and sixteen months, twenty-five percent between nine and twelve months, twelve point five percent from seventeen to twenty months, twelve point five percent between twenty-one and twenty-four months and twelve point five percent of the rest were unemployed for twenty-nine months and more.

Table 15 Number of times previously unemployed

Individual Variables	N=8 Males	100% Males
Never	1	12,5
One	4	50
Two	0	0
Three	2	25
Four	1	12,5

The number of times that the males in the sample were unemployed before ranged from half of them being unemployed once before, twenty-five percent being unemployed thrice before, twelve point five percent four times before and twelve point five percent had never been unemployed before.

Table 16 Unsuccessful application for employment

Individual Variables	N=8 Males	100% Males
None	1	12,5
1	1	12,5
2	2	25
3-5	0	0
6-10	3	37,5
More than 10	1	12,5

Thirty-seven point five percent of the males were unsuccessful in finding employment between six to ten times, twenty-five percent twice, twelve point five percent none, twelve point five percent once and twelve point five percent were unsuccessful in finding unemployment more than ten times.

Table 17 Male partner's employment status

Individual Variables	N=8 Males	100% Males
Unemployed	8	100
Semi-skilled	0	0
Sales	0	0
House-executives	0	0
Other	0	0

All of the male respondents were unemployed. ✓

Table 18 Number of dependants

Individual Variables	N=8 Males	100% Males
One	0	0
Two	2	25
Three	3	37,5
Four	2	25
Five or more	1	12,5

According to the male respondents the number of dependents that the eight couples had ranged from two (25%) to five or more (12,5%).

Table 19 Means of survival

Individual Variables	N=8 Males	100% Males
Unemploy. Benefit	2	25
Savings	1	12,5
Wife's earnings	2	25
Other	3	37,5

The couples survive during the unemployment of the male partner due to the fact that twenty-five percent receive unemployment benefits, twenty-five percent due to the employment of the female partner, twelve point five percent from savings and thirty-seven point five due to the fact that they have "odd" jobs.

Table 20 Impressive consequence of unemployment

Individual Variables	N=8 Males	100% Males
Loss of income	8	100

Of the male respondents everyone rated the loss of income due to unemployment as the most impressive result of unemployment.

Table 21 Positive aspects of unemployment

Individual Variables	N=8 Males	100% Males
More time to spend with family	5	63,5
Opportunity to make a career change	1	12,5
No positive change	1	12,5
Opportunity to learn new job skill	1	12,5

The positive aspects of being unemployed were that there was more time to spend with the family, as sixty-two point five percent of the male respondents felt this way.

Table 22 Amount of money available compared to before unemployment

Individual Variables	N=8 Males	100% Males
About one quarter	3	37,5
About half	5	62,5

Responses to the last question concerning the amount of money that the families had at their disposal indicated that sixty-two

point five percent of the respondents had about half the amount now than what they had before the male partner became unemployed.

3.9.1. Role perception

The views of the respondents to selected items in the questionnaire supplied a summary of the gender role perception of women and men within families where the male partner is unemployed. Female respondents in this sample agreed with statement 1 that chores should be divided equally between partners (87%) and statement 2 that the male partner's career should come first (87%).

All the males agreed with statements 1 and 2. A hundred percent of the women in the sample agreed that men should be responsible for household repairs and that women should be responsible for decorating the home. Eighty seven point five percent of the male respondents agreed that they should be responsible for household repairs and twelve point five disagreed with statement 8.

The male respondents all agreed with statement 9 whereas eighty-seven point five of the women agreed that it is the man's job to earn money to provide for the family..

Table 23 Role perception frequency table

Statements	Agree		Disagree		Neutral	
	M %	F %	M %	F %	M %	F %
1. We should divide chores equally between us	8 7	100 87,5	0 1	0 0	0 0	0 0
2. He's career should come first	8 7	100 87,5	0 1	0 12,5	0 0	0 0
3. You should plan our social life	4 6	50 75	3 2	37,5 25	1 0	12,5 0
4. You should be the person to invite friends over	2 6	25 75	1 1	12,5 12,5	5 1	62,5 12,5
5. You should be the one responsible for the education of the children	5 8	62,5 100	3 0	37,5 0	0 0	0 0
6. We are now equally responsible for tasks	7 6	87,5 75	1 1	12,5 12,5	0 1	0 12,5
7. You will be responsible for the backyard and the gardening	5 6	62,5 75	3 2	37,5 25	0 0	0 0
8. You should be responsible for household repairs	7 8	87,5 100	1 0	12,5 0	0 0	0 0
9. My job is to earn to take care for my family	8 7	100 87,5	0 1	0 12,5	0 0	0 0
10. I will be responsible for the decoration of our house	6 0	75 0	2 8	25 100	0 0	0 0
11. We will share the cooking of food	7 5	87,5 62,5	1 1	12,5 12,5	0 2	0 25
12. Before my partner's unemployment we divided tasks equally between us	7 7	87,5 87,5	1 1	12,5 12,5	0 0	0 0

All the respondents, regardless of gender, held traditional role perceptions. This finding is supported by research done by Field (1991) who found that the maternal head might have a dominant presence within the family but the male in the family maintains indirect control over the household.

Traditional role perceptions are held by both partners within the sample, with the view of the man as the head of the home irrespective of whether he is unemployed or not, as illustrated by the following quote:

"'n Man bly 'n man. Hy is dan so geskape deur die Here. Daar is sekere dinge wat net hy kan doen en dit is sy rol" (Lisa). [A man is a man. He was then created as such by God. There are certain things that only he can do and that is his role.]

"Ek bly tog 'n man want ek het vir alles betaal en sal tog as ek weer werk. Ek het tog die meubels en klere gekoep" (Fred). [I'll always be a man, because I paid for everything and will again as soon as I start working again. After all, I paid for the furniture and clothes.]

3.9.2. Family Relations

A subscale of the Clinical Measurement package was used to determine the family satisfaction of families where the male partner is unemployed. The results show that each partner within the family experiences the difficulty of unemployment differently.

One of the families had approximal the same amount of tension, with the woman having fifty-eight marks and the male partner having a score of fifty-nine. All of the females and males who responded to the questions had scores calculated at above the cutting score of thirty. The results imply that the sample felt a degree of family relation stress which can be contributed to the presence of unemployment in these families.

Table 24 FAMILY RELATIONS

Categories	Males		Females	
	N	%	N	%
0-10	0	0	0	0
11-20	0	0	0	0
21-30	0	0	0	0
31-40	0	0	0	0
41-50	4	50	3	37,5
51-60	3	37,5	3	37,5
61-70	1	12,5	1	12,5
71-80	0	0	1	12,5

The interview questions, however, reflected that the respondents considered unemployment not to have a negative impact on family relations as most of the respondents felt that this adversity serves to strengthen their relationships with each other and their commitment to religion.

This kind of response could be the consequence of the long-standing history of patriarchy and unemployment within the Coloured community. It could be further argued that the responses may have been elicited by the fact that they were socialised to believe in male dominance.

"Dit moet so wies. Hulle moet mekaar kan verstaan en aanluister. Vrou moet alles luister wat die man sê, want sy is tog die vloer en hy is die dak" (Poppie). [It is the way it should be. They must understand and listen to each other. Women should listen to everything the man says, because she is the floor and he is the roof.]

"Goed ons bid saam, gaan saam uit, vra mekaar alles, doen niks sonder om die ander te vra nie. Die kinnere se verhouding is ook goed ons gaan almal saam kerk toe" (Marlene). [Well, we pray together, go out together, ask each other anything, do not do anything without each other's consent. The children's relationship is also good and we all attend church together.]

3.9.3. Partner satisfaction

The respondents were asked to answer twenty five questions and from the score computed, the researcher could establish the degree of partner satisfaction of each of the respondents.

In two of the families the female partners were found to have no clinically significant problem with their male partners as opposed to the male partner who had a score which indicated that they experienced some partner dissatisfaction. It can be concluded that there were families where the male and female partners differed in their perception of partner satisfaction and the presence of unemployment could be the reason for this.

Table 25 Partner satisfaction

Categories	Males		Females	
	N	%	N	%
0-10	0	0	0	0
11-20	0	0	2	25
21-30	0	0	0	0
31-40	0	0	0	0
41-50	7	87,5	4	50
51-60	0	0	2	25
61-70	0	0	0	0
71-80	0	0	0	0
81-90	1	12,5	0	0

3.9.4. Communication

All of the female respondents agreed with statements 1, 2, 6, 8 and 10 and all of the males agreed with statements 1 and 2. Both the male and female respondents had the same score for question 9 in that eighty-seven point five agreed with the statement and twelve point five disagreed.

TABLE 26 Communication frequency table

Statements	Agree		Disagree		Neutral	
	M %	F %	M %	F %	M %	F %
1. Let us share our experiences, ask me what I did and tell me what you did	8	100	0	0	0	0
	8	100	0	0	0	0
2. I would like to show my feelings without being afraid that you are going to criticise me	8	100	0	0	0	0
	8	100	0	0	0	0
3. You should not ask for so much	4	50	3	37,5	1	12,5
	3	37,5	3	37,5	2	25
4. You should not assume what I need	5	62,5	1	12,5	2	25
	6	75	1	12,5	1	12,5
5. You should not judge	6	75	1	12,5	1	12,5
	7	87,5	1	12,5	0	0
6. Never lie to me	6	75	0	0	2	25
	8	100	0	0	0	0
7. I would like it if you could guess what I need without me telling you	4	50	1	12,5	3	37,5
	6	75	1	12,5	1	12,5
8. I wish that you would learn to listen to me	5	62,5	0	0	3	37,5
	8	100	0	0	0	0
9. I can sometimes scream	7	87,5	1	12,5	0	0
	7	87,5	1	12,5	0	0
10. I do not like it if you interrupt me	7	87,5	0	0	1	12,5
	8	100	0	0	0	0

With regard to communication between partners unemployment appears not to have had an effect. Even though many of the respondents indicated that they did have arguments, they appeared to have good mediating and discussion skills to solve their disagreements. The statements made by some of the respondents illustrates the degree and quality of communication that takes place within some of the families.

"Ons is liefdevol en kom goed oor die weg met die kinner. Ons gesels en kan praat oor die slegte dinge" (Anne). [We are loving and get along well with our children. We can communicate and talk about the bad things.]

"Ons is baie gelukkig en luister na mekaar. Sy en ek stry soms maar nie baie nie. Ek wiet altyd ons sal nie kwaad gaan slaap nie" (Jaap). [We are very happy and listen to each other. We sometimes argue but not a lot. I know we will not go to bed angry with each other.]

3.9.5. Decision making

Though women coordinate and mediate decision-making, men hold the position of power with regard to final decision-making, as illustrated by the following quotes:

"Saam kan besluit. Die vrou moet kan ingee en saam stem oor alles. Julle moet nie na family luister as hulle besluite saam neem nie" (Poppie). [Decide together. The woman must be able to give in and agree to everything. We must not listen to family when making decisions.]

"Julle moet saam praat en besluite neem. Die man is die hoof van die huis so hy moet tog maar die final say het" (Morris). [You talk and make decisions together. The man is the head of the house and must have the final say.]

"Sy moet vra dan praat ons, dan moet sy luister as ek praat" (George). [She must ask then we talk, then she must listen to what I say.]

All of the female respondents agreed to statements 2, 4, 5, 6, and 10. The male respondents all agreed to statements 1, 5, 6, 7 and 10. Half of the males agreed that the couple should flip a coin on order to reach a decision while sixty-two point five percent of the females disagreed with this statement.

Table 27 Decision-making frequency table

Statements	Agree		Disagree		Neutral	
	M %	F %	M %	F %	M %	F %
1. I will like to be the one who makes the important decisions	8	100	0	0	0	0
	6	75	2	25	0	0
2. Let us discuss everything and always take decisions together	7	87,5	1	12,5	0	0
	8	100	0	0	0	0
3. I am ready to lie, bribe and blackmail just to have my way	2	25	5	62,5	1	12,5
	2	25	4	50	2	25
4. Let us beforehand decide who will make decisions in each area of our lives	7	87,5	0	0	1	12,5
	8	100	0	0	0	0
5. Let us try to sort things out in order to come to an agreement	8	100	0	0	0	0
	8	100	0	0	0	0
6. When we do not agree over major points let us go to someone with more experience for help	8	100	0	0	0	0
	8	100	0	0	0	0
7. We should try to give in without trying to get each other back	8	100	0	0	0	0
	7	87,5	1	12,5	0	0
8. When we do not agree we should flip a coin in order to come to an decision	2	25	5	62,5	1	12,5
	3	37,5	4	50	1	12,5
9. I want you to carry the responsibility to make our decisions	3	37,5	5	62,5	0	0
	5	62,5	2	25	1	12,5
10. In order to stay together we should agree about everything	8	100	0	0	0	0
	8	100	0	0	0	0

Another interesting phenomenon is that when the unemployed male no longer had authority outside the home he tended to focus it within the family, as highlighted by the above mentioned quotes. This observation is supported by Stokes (1983) who found the unemployed family member whether male or female, tended to perceive him or herself as the principal decision maker in the family. This is an effective strategy for maintaining self-esteem and providing ones worth.

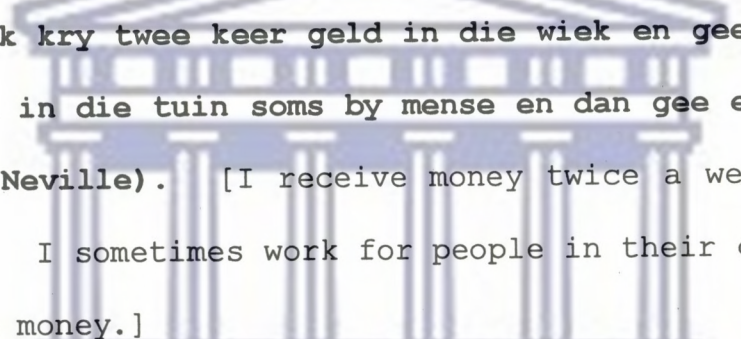
3.9.6. Finances

The perception held by the female and male respondents with regard to finances are as follows: Fifty percent of the females agreed that partners should have different banking accounts whereas twelve point five percent of the male respondents agreed with that statement.

All of the female and male respondents felt that it should be the woman's responsibility to plan the household expenses and eighty seven percent of both the female and male respondents agreed that it is the woman who should be responsible for the monthly accounts. Question four reiterated the view that the female should decide on what the expenses should be. Seventy-five percent of the women agreed and eighty-seven point five of

the males agreed. All the women respondents agreed that each partner should have some money of their own, they should record the monthly expenses and that they should only purchase goods with cash.

From the interview responses it became apparent that the families derived income from different sources i.e. the female partner was employed or the male did odd jobs on a casual basis.



"Ek kry twee keer geld in die week en gee dit vir haar. Ek werk in die tuin soms by mense en dan gee ek die geld vir haar" (Neville). [I receive money twice a week and give it to her. I sometimes work for people in their garden and give her the money.]

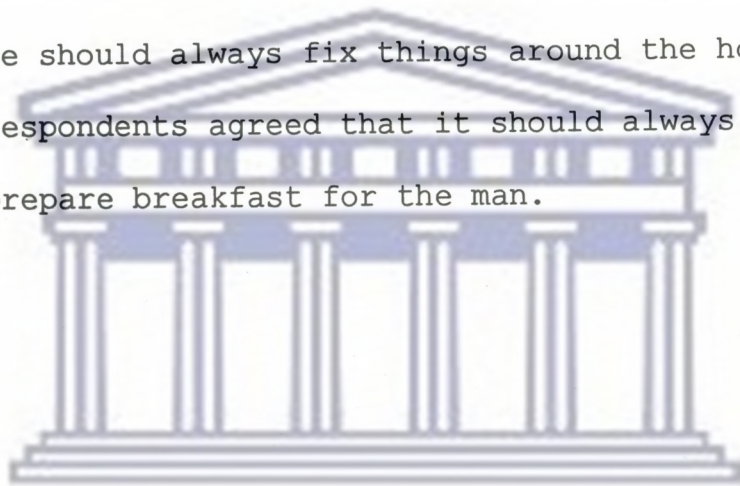
Some women were connected to support networks in the community, which they tap into for nurturing and food during periods of unemployment.

"Baie mense het darem gegee so dit het gehelp, maar dit het hom net sleg laat voel want hy het gevoel ons is sy family so hy moet die man wees en vir ons voorsien" (Judith). [A lot of people gave something and that helped, but it made

him feel bad because he felt that we are his family and that he must be the man and provide for us.]

3.9.7. Labour

All the respondents agreed that the male should always cut the grass and that the man should always be the one to take out the dustbin. Eight-seven point five of the respondents agreed that the male should always fix things around the house. All of the female respondents agreed that it should always be the woman who should prepare breakfast for the man.



UNIVERSITY *of the*
WESTERN CAPE

TABLE 28 Household Tasks Frequency Table

Statements	Husband always		Husband more than wife		Husband & wife the same		Wife more than husband		Wife always	
	M %	F %	M %	F %	M %	F %	M %	F %	M %	F %
1. Who repairs things around the house	7	87,5	0	0	1	12,5	0	0	0	0
	7	87,5	0	0	0	0	0	0	1	12,5
2. Who mows the lawn	8	100	0	0	0	0	0	0	0	0
	8	100	0	0	0	0	0	0	0	0
3. Who takes out the dirt bin	8	100	0	0	0	0	0	0	0	0
	8	100	0	0	0	0	0	0	0	0
4. Who keeps track of the money and the accounts	8	100	0	0	0	0	0	0	0	0
	2	25	0	0	0	0	0	0	6	75
5. Who does the grocery shopping	0	0	1	12,5	0	0	0	0	7	87,5
	0	0	0	0	0	0	0	0	8	100
6. Who should make breakfast for the man on work days	0	0	0	0	2	25	0	0	6	75
	8	100	0	0	0	0	0	0	0	0
7. Who straightens out the living room when company comes	0	0	0	0	1	12,5	0	0	7	87,5
	0	0	0	0	0	0	1	12,5	7	87,5
8. Who does the evening dishes	0	0	1	12,5	2	25	4	50	1	12,5
	0	0	0	0	3	37,5	0	0	5	62,5
9. Who should iron the clothes	1	12,5	0	0	2	25	0	0	5	62,5
	0	0	0	0	2	25	0	0	6	75

The division of labour within the family is strictly done according to traditional role perceptions. According to Thorne (1982) women's subordination is linked to the family as a specific household arrangement and as an ideology.

Their unpaid work at home is generally burdensome and devalued, and the work of mothering is done in relative isolation, to the detriment of both the mother and child. The following quotes support these findings:

"Vroue moet hulle werk ken en die man moet wiet wat hy moet doen. Ek is in die kitchen en kyk na die kinners. Dis mos my kombuis, wat soek hy daar. Hy wiet nie eers wie die kinners is nie" (Poppie). [Women must know what their duties are and a man must know what he must do. I am in the kitchen and look after the children. It is my kitchen, what does he want there? He does not even know who the children are.]

"Sy doen vrouens werk en ek doen mans werk. Sy moet stryk, kos maak en was. As die vrou siek is kan die man haar help" (George). [She does women's work and I do men's work. She must iron, cook and wash. If the woman is sick then the man can help her.]

3.10. Pilot study recommendations

After the pilot study it became evident that the wording of some items needed to be changed to ensure clarity. The questionnaire was too long to be self-administered and for the main study the researcher personally administered the questionnaire. The interview questions were used to flesh out the study. Information from interviews enhanced data from structured questions as it added new nuances. The interview questions were retained and used in the main study.

3.11. Summary

This chapter provides a description of the demographic information of the main study. The data collection procedures for the sample were delineated as were the research questions. The statistical analysis of the data and the limitations were also explored.

The socio-economic background of the sample in the pilot study, and the methodological problems of research on unemployment were described. Traditional role perceptions are held by the sample, family and partner relations are influenced by unemployment and communication within the family is favourable.

Decision-making and financial and labour distribution are determined by the traditional role perception maintained by the respondents. The following chapter details the results of this study.



UNIVERSITY *of the*
WESTERN CAPE

CHAPTER 4

RESULTS

4.1. Introduction

The demographic information is now reported and thereafter the findings of the study into the influence of male unemployment on gender role perception, decision making, finances, labour, family relations, partner satisfaction and communication within the family is discussed.

A structured questionnaire and open-ended interview questions were used to research the perceptions of the sample and the result was reported in the same order as the questions were posed.

4.2 Demographic information

Table 29 Description of last employment

Individual Variables	N=30 Males	100% Males
Unskilled	16	53,3
Semiskilled	7	23,3
Sales	2	6,7
Unskilled tradesman	5	16,7

Answers to the question concerning unemployment and the status of their last job held indicated that fifty-three percent of the male respondents had a job that did not require of them to have had schooling.

Table 30 Length that position was held

Individual Variables	N=30 Males	100% Males
Less than 6 months	7	23,3
6 months - 1 year	6	20
1 - 2 year	6	20
More than 2 years	11	36,7

Thirty-seven percent of the male sample had held that position of employment for more than two years.

Table 31 Employment loss

Individual Variables	N=30 Males	100% Males
Voluntary resign	1	3,3
Redundancy	12	40
Dismissed	17	56,7
Other	0	36,7

The way in which the respondents lost their last job was through dismissal (fifty-seven percent of the men as well as fifty percent women within the sample). The other respondents voluntarily resigned or became redundant.

Table 32 Male being employed or not

Individual Variables	N=30 Males	100% Males
Yes	30	100
No	0	0

All of the male respondents agreed that they would like to work.

Table 33 Length of unemployment

Individual Variables	N=30 Males	100% Males
3-5 mths	9	30
9-12 mths	6	20
13-16 mths	4	13,3
17-20 mths	7	23,3
21-24 mths	3	10
29- more	1	3,4
Other	0	0

Thirty percent of the male respondents were out of work for between three to five months, twenty percent between nine and twelve months and three percent of the rest were unemployed for twenty-nine months and more.

Table 34 Number of times previously unemployed

Individual Variables	N=30 Males	100% Males
Never	10	33,3
One	7	23,3
Two	6	20
Three	4	13,3
Four	3	10

Thirty-three percent of the males were never unemployed before. Twenty-three percent of the males and thirteen percent of the women were unemployed once before, twenty percent of the males were unemployed twice before.

Table 35 Unsuccessful application for employment

Individual Variables	N=30 Males	100% Males
1	10	33,3
2	9	30
3-5	7	23,3
6-10	2	6,7
More than 10	2	6,7

Thirty-three percent of the males were unsuccessful in finding employment once before and seven percent were unsuccessful in finding employment more than ten times.

Table 36 Male partner's employment status

Individual Variables	N=30 Males	100% Males
Unemployed	30	100
Semi-skilled	0	0
Sales	0	0
House-executives	0	0
Other	0	0

All of the male respondents were unemployed.

Table 37 Number of dependants

Individual Variables	N=30 Males	100% Males
One	0	0
Two	12	40
Three	4	13,3
Four	4	13,3
Five or more	5	16,7

According to the male respondents the number of dependants that the thirty couples had ranged from two (40%) to five or more (17%).

Table 38 Means of survival

Individual Variables	N=30 Males	100% Males
Unemploy. Benefit	12	40
Savings	1	3,3
Wife's earnings	6	20
Other	11	36,6

Forty percent receive unemployment benefits, twenty percent survive due to the employment of the female partner and three percent from savings.

Table 39 Impressive consequence of unemployment

Individual Variables	N=30		100%	
	Males	Females	Males	Female
Loss of income	30	30	100	100

All of the male and female respondents rated that the most impressive result of unemployment was the loss of income during this time.

Table 40 Positive aspects of unemployment

Individual Variables	N=30		100%	
	Males	Females	Males	Female
More time to spend with family	13	3	43	33
Opportunity to make a career change	1	3	3,3	33
No positive change	10	3	33,3	33
Opportunity to learn new job skill	2	7	6,7	33

Forty-three percent of the male respondents felt that there was more time to spend with the family.

Table 41 Amount of money available compared to before unemployment

Individual Variables	N=30 Males	100% Males
About one quarter	9	30
About half	21	70

The last question concerning the amount of money that the families had at their disposal resulted in the finding that seventy percent of the respondents had about half of the amount available to them than they had before the male partner became unemployed.

4.3. Role perception and unemployment

Does unemployment of the male partner influence women's and men's perceptions of their gender roles within the family?

Seventy percent of the respondent's disagreed and only twenty-two percent agreed with the statement that they should share the responsibility of cooking food. The positive responses of the women to the statement that they should be responsible for the education of the children was high (87%).

Table 42 Role perception frequency table

Statements	Agree		Disagree		Neutral	
	M %	F & M&F %	M %	F & M&F %	M %	F & M&F %
1. We should divide tasks equally amongst us	25 29 54	83,3 96,7 90,7	4 0 4	13,3 0,7 6,7	1 1 1	3,3 3,3 3,3
2. He should come first	19 25 44	63,3 93,3 73,3	5 5 10	16,7 16,7 16,7	6 0 6	20 0 10
3. You should plan our social life	15 20 35	50 66,7 58,3	1 7 8	3,3 23,3 13,3	14 3 17	46,7 10,7 28,4
4. You should be the person to invite friends over	17 18 35	56,7 80,3 58,3	3 7 10	10 23,3 16,7	10 5 15	33,3 16,7 25,7
5. You should be the one responsible for the education of the children	8 26 34	26,7 66,7 56,3	7 3 10	23,3 10,7 16,7	15 1 16	50 3,3 26,7
6. We are now equally responsible for tasks	17 14 31	56,7 46,7 51,7	5 13 18	16,7 43,3 30,3	8 3 11	26,7 10,7 18,3
7. You will be responsible for the backyard and the gardening	25 11 36	83,3 36,7 60,7	5 19 24	16,7 63,3 40,3	0 0 0	0 0 0
8. You should be responsible for household repairs	26 20 46	86,7 66,7 76,7	4 7 11	13,3 23,3 18,3	0 3 3	0 10 5
9. My job is to earn to take care for my family	30 19 49	100 63,3 81,7	0 11 11	0 36,7 18,3	0 0 0	0 0 0
10. I will be responsible for the decoration of our house	20 28 48	66,7 93,3 80,3	8 2 10	26,7 6,7 16,7	2 0 2	6,7 0,7 3,3
11. We will share the cooking of food	3 10 13	10 33,3 21,7	22 20 42	73,3 66,7 70	5 0 5	16,7 0,3 8,3
12. Before my partner's unemployment we divided tasks equally between us	18 6 24	60 20 40	8 19 27	26,7 63,3 45	4 0 9	13,3 16,7 15,7

Table 43 Role perception Mean and T-Test Table

Statistical Analyses	Respondents	
	Males	Women
Mean	1,7083	1,7250
T-Test	-0,27	

P= 0.7912 > 0.05.

The hypothesis is rejected at an 0.05 level of significance which indicates that unemployment of the male partner has no influence on the manner in which male and females perceive their gender roles within the family.

4.3.1 Interview questions

Do you think that whether or not you contribute to the family financially it affects the way you perceive your role?

The interview questions on role perception explicitly reflects the underlying power of patriarchal dominance. It becomes evident from the responses to the question whether the male gender role changes or not irrespective of the man making a financial contribution to the family. Eighty-three percent of the sample felt that the roles do not change. The following respondents commented:

" 'n Vrou is mos gewoon by die huis bly want dit werk al jare vir ons vrou mense dat die man moet werk en die hoof wies van die huis. So as hy nie werk nie verander dit nie sy outoriteit in die huis nie." (Yvonna) [A woman is used to stay at home as it worked all these years for us that the man has to work and be the head of the house. If he does not work it does not change his authority in the house.]

"n Man en vrou bly mos dieselfde en daar is mos net een man in die huis en dit is ek. Dit sal nie verander nie al is ek ook werkloos of nie." (Dolot) [A man and woman stays the same and there is only one man in the house and it is me. It will not change even if I am unemployed or not.]

" n Man moet die hoof in die huis wees en dit is mos hoe dit moet wees." (Geoffrey) [A man must be the head of the house and that is the way it should be.]

"Nee, die Here het hom so gemaak. Hy is mos nie n "moffie" nie." (Ismail) [No, God made him that way. He is not a nancy.]

"Vrouens kan maar by die huis bly, hulle het tog die huis en kinnars om hul besig te hou." (Eldren) [Women can stay at home, they have the house and children to keep them busy.]

Only seventeen percent of the respondents felt that there was a change in the role of the male partner as expressed by the following:

"Ja, ek moet maar nou net hier in die ronte sit en niks doen nie." (Werner) [Yes, I must just sit around and do nothing.]

"Ja, n man is geleer dat hy moet vir sy families sorg en as hy dit nie doen nie dan gaan hy mos wonner of hy nog n man is." (Denver) [Yes, a man has been taught to provide for his family, if he cannot do it he will question his manhood.]

"Hy voel nie soos n man nie." (Fatima) [He does not feel like a man.]

"Dit moet n man affekteer want hy is mos gemaak werk." (Lorna) [It affects a man, because he was created to work.]

"Hulle is op die aarde gesit as mans en daar is nou n paar dinge wat dit sal verander." (Wanda) [They are placed on earth as men and there are a few things that can change this.]

The employment status of the male partner did not have an effect on the role perception held by the respondents and they perceived the dominance that men hold in society as normal.

4.4. Decision making and unemployment

Does unemployment of the male partner influence women's and men's perceptions of decision-making within the family?

Table 44 Decision making frequency table

Statements	Agree		Disagree		Neutral	
	M F M&F	% % %	M F M&F	% % %	M F M&F	% % %
1. I will like to be the one who makes the important decisions	21 9 30	70 30 50	4 12 16	13,3 40,3 26,7	5 9 14	16,7 30,3 23,3
2. Let us discuss everything and always take decisions together	29 27 56	96,7 90 93,4	1 1 2	0,3 0,3 0,3	0 2 2	0 0,7 0,3
3. I am ready to lie, bribe and blackmail just to have my way	15 5 30	50 16,7 50	1 25 26	0,3 83,3 43,3	14 0 14	46,7 0 23,4
4. Let us beforehand decide who will make decisions in each area of our lives	17 28 45	56,7 93,4 75	3 1 4	10 0,3 0,6	10 1 11	33,3 0,3 18,4
5. Let us try to sort things out in order to come to an agreement	30 30 60	100 100 100	0 0 0	0 0 0	0 0 0	0 0 0
6. When we do not agree over major points let us go to someone with more experience for help	26 29 55	86,7 96,7 91,7	0 0 0	0 0 0	4 1 5	13,3 0,3 8,3
7. We should try to give in without trying to get each other back	27 30 57	91 100 95	1 0 1	0,3 0 1,7	2 0 2	0,6 0 3,3
8. When we do not agree we should flip a coin in order to come to an decision	2 8 10	0,6 26,7 16,7	27 21 48	91 70 80	1 1 2	0,3 0,3 3,3
9. I want you to carry the responsibility to make our decisions	8 22 30	26,7 73,4 50,4	12 6 18	40 20 30	10 2 12	33,3 6,6 20
10. In order to stay together we should agree about everything	24 27 51	80 45 85	1 2 3	0,3 0,6 5	5 1 6	16,7 0,3 10

Ninty-three percent of the respondents agreed with the statement that they should discuss everything and take decisions together. All of the respondents agreed with the statement that they should try and sort things out in order to come to an agreement.

TABLE 45 Decision-making Mean and T-Test

Statistical Analyses	Respondents	
	Males	Females
Mean	1,6367	1,5367
T-Test	2,21	

$p=0,0310 > 0,05$

The hypothesis is accepted at a 0.05 level of significance which signifies that unemployment of the male partner has an influence on the perception of decision making within the family.

4.4.1 Interview questions

Describe how decision-making takes place between partners.

Responses to the interview questions on decision-making revealed that only the minority, which is twenty percent of the sample, held a male dominant perception with regard to decision-making within the family. The quotes illustrate this view:

" Die een wie die dak is moet besluit."
(Olivia) [The one who is the roof must decide.]

"Daar moet gepraat word oor dinge en dan moet ons saam besluit. Sy kan besluit oor die klein dingetjies en ek sal oor groot dinge besluit..."(Anthony) [We must talk and decide on issues. She can decide on the small things and I will decide on the bigger ones.]

Sixty-three percent of the respondents indicated that decision were made together irrespective of the employment status of the males within the sample.

" Ons praat oor dinge en as ons dan besluit weet ons dit is n regte besluit as altwee gelukkig is. Ons sal aanhou debateer tot ons altwee gelukkig is."(Farook) [We talk about things and if we decide we know it is the right decision both of us are happy. We will continue debating until both of us are happy.]

" Ek en my vrou praat oor alles en dan besluit ons saam." (Ismail) [My wife and I talk about everything then we decide together.]

" Ons besluit saam, hy en ek kom met n saak en se dit is dit en dan werk ons saam die saak uit." (Carol) [We decide together, the two of us confer on a case then we work it out together.]

" Hy se my wat hy wil doen en dan se ek hoe ek voel. Ons praat dan en besluit saam". (Ursula) [He tells me what he wants to do and I tell him how I feel about it. Then we talk and decide together.]

4.5. Finances and unemployment

Does unemployment of the male partner influence women's and men's perceptions of finances within the family?

TABLE 46 Finances frequency table

Statements	Agree			Disagree			Neutral		
	M	%		M	%		M	%	
	F	%		F	%		F	%	
	M&F	%		M&F	%		M&F	%	
1. We should have separate bank accounts	17	56,7		13	43,3		0	0	
	9	30		18	60		3	10	
	26	43,3		31	51,7		3	5	
2. We should plan all our household expenses together	27	90,1		2	0,6		1	0,3	
	29	96,7		1	0,3		0	0	
	56	93,4		3	5		1	1,6	
3. My partner should be responsible for monthly accounts	5	16,7		14	46,6		11	36,7	
	21	70		9	30		0	0	
	26	43,4		23	38,3		11	18,3	
4. I will decide what our expenses should be	17	56,7		3	10		10	33,3	
	17	56,7		11	36,7		2	0,6	
	34	56,7		14	23,3		12	20	
5. I do not want to report to you every time I spend money	21	70		8	26,7		1	0,3	
	23	76,7		7	23,3		0	0	
	44	73,3		15	25		1	1,7	
6. We should each have a little money for personal use to spend any way we want to	23	76,7		7	23,3		0		
	29	96,7		1	0,3		0		
	52	86,7		8	13,3		0		
7. We should place every extra penny in a savings account	25	83,4		3	10		2	6,6	
	30	100		0	0		0	0	
	55	91,7		3	5		2	3,3	
8. We should keep a monthly record of our expenses	29	96,7		0	0		1	0,3	
	29	96,7		0	0		1	0,3	
	58	96,7		0	0		2	3,3	
9. We should only buy with cash and not on credit	15	50		8	26,7		7	23,3	
	29	96,7		1	0,3		0	0	
	44	73,4		9	15		7	11,6	
10. We spend our money as we please, enjoy today and do not worry about tomorrow	1	0,3		27	90		2	6,7	
	3	10		27	90		0	0	
	4	6,7		54	90		2	3,3	

Ninety-three percent of all the respondents agreed that couples should plan their household expenses together.

Forty-three percent of the female respondents felt that their partners should be responsible for monthly accounts and 38% of the male respondents disagreed with this statement

Table 47 Finances Mean and T-Test Table

Statistical Analysis	Respondents	
	Males	Women
Mean	1,7133	1,6400
T-Test	1,30	

$p=0,1986 > 0,05$

The hypothesis is rejected at an 0,05 level of significance which indicates that unemployment of the male partner has no influence on the manner in which males and females perceive finances within the family.

4.5.1 Interview questions

How do you feel finances should be managed between partners?

Describe financial management between you and your partner.

Fifty-eight percent of all the respondents agreed that they decided together on how they would spend their money and

that supports the egalitarian view held by the respondents concerning decision making. It can be expressed as follows:

" Ons beplan nog saam, maar die geld is so min dat dit maar baie moeilik gaan."(Colin) [We still plan together, but the money is so little that we struggle.]

" Ons kyk maar altwee hoe ons met die geld kan uitkom."(Brenda) [We both see how we can get by with the money.]

" Ons besluit saam want dit werk nie uit as net een besluit nie."(Tessa) [We both decide together because it does not work if only one decides.]

There is a minority view of thirty-three percent held by the female respondents, which indicate that the partners hand over earned wages, wherever they obtained it from. Respondents commented:

"Hulle moet saam werk en hy moet sy geld vir sy vrou gee."(Fatima) [They must work together and he must give his money to his wife.]

" Hy moet sy geld pakkie kom gee en dan besluit sy wat hy moet kry." (Lorna) [He must give his pay packet to her and she must decide what he must get.]

" Hy gee sy geld en dan kyk ons wat ons kan koop of nie." (Maureen) [He gives his money and then we see what we can buy.]

"Hy gee sy geld pakkie af en laat my besluit wat gaan gebeur met dit. Die res gee ek vir hom om te gebruik." (Quanite) [He gives me his pay packet and he lets me decide what to do with it. The rest I give to him to use.]

Some of the male respondents agreed with the women as they perceived women to work better with money and that they could be

held responsible for the smooth running of the household. As indicated by responses to the interview questions:

" Ek gee my geld vir haar en dan gee sy vir my sak geld." (Jason) [I give my money to her and she gives me pocket money.]

" Ek gee my geld vir haar en sy werk maar daarmee, dit lyk soos die geld langere hou as sy met dit werk." (Ronald) [I give my money to her and she works with it, it seems as if the money last longer if she works with it.]

" Ek gee haar my geld, weet jy, nou al al die jare en jy wiet dit is nie almal wat dit doen nie. Ons besluit dan saam wat met die geld gaan gebeur." (Tyrone) [I give my money, after all these years and you know it is not everyone that does that. We decide together what should happen with the money.]

Eighty-six percent of all the respondents agreed that each partner should have a little money for personal use to spend any way they want. As in the case of Collette:

" Ons werk so uit dat elke een R5.00 sakgeld het vir die week. Hy koop maar dop met sy geld en ek gee dit maar gewoonlik vir die kinders vir lekkers." (Collette) [We work it out so that each one has R5,00 pocket money per week. He buys liquor with his money and I usually give mine to the children to buy sweets.]

4.6. Division of labour and unemployment

Does unemployment of the male partner influence women's and men's perceptions of household tasks within the family?

TABLE 48 Household tasks frequency table

Statement: If both partners work, who in your opinion should do the following	Always Man			Man MT Woman		Man S Woman		Woman MT Man			Always Woman	
	M	%		M	%	M	%	M	%	M	%	
	F	%		F	%	F	%	F	%	F	%	
	M&F	%		M&F	%	M&F	%	M&F	%	M&F	%	
1. Cook	2	6,6		5	16,7	3	10	11	36,7	9	30	
	0	0		2	6,6	3	10	1	3,3	24	80	
	2	3,3		7	11,6	6	10	12	20	33	55	
2. Wash the dishes	0	0		3	10	8	26,6	14	46,7	5	16,7	
	2	6,6		1	3,3	12	40	0	0	15	50	
	2	3,3		4	6,6	20	33,3	14	23,3	20	33,3	
3. Shopping	0	0		0	0	17	56,7	8	26,6	5	16,7	
	1	3,3		2	6,6	18	60	3	10	6	20	
	1	1,6		2	3,3	35	58,3	11	18,4	11	18,4	
4. Wash the washing	0	0		0	0	3	10	16	53,3	11	36,7	
	0	0		2	6,6	0	0	0	0	28	93,4	
	0	0		2	3,3	3	5	16	26,7	39	65	
5. Clean the house	0	0		0	0	8	26,6	13	43,4	9	30	
	0	0		1	3,3	3	10	0	0	26	86,7	
	0	0		1	1,6	11	18,4	13	21,6	35	58,4	
6. Look after the children	0	0		0	0	10	33,3	10	33,3	10	33,3	
	1	3,3		1	3,3	7	23,4	2	6,6	19	63,4	
	1	1,6		1	1,6	17	56,6	12	20	29	48,3	

Statement: If the man is unemployed who in your opinion should do the following	Always Man		Man MT Woman		Man S Woman		Woman MT Man		Always Woman	
	M %	F %	M %	F %	M %	F %	M %	F %	M %	F %
	M&F %		M&F %		M&F %		M&F %		M&F %	
1. Cook	0	0	2	6,6	2	6,6	15	50	11	36,7
	1	3,3	1	3,3	5	16,7	1	3,3	22	73,4
	1	1,6	3	5	7	11,7	16	26,7	33	55
2. Wash the dishes	0	0	0	0	8	26,7	15	50	7	23,3
	3	10	0	0	10	33,3	2	6,6	15	50
	3	5	0	0	18	30	17	28,3	22	36,7
3. Shopping	0	0	0	0	22	73,3	7	23,4	1	3,3
	3	10	0	0	18	60	3	10	6	20
	3	5	0	0	40	66,6	10	16,7	7	11,7
4. Wash the washing	0	0	2	6,6	5	16,7	13	43,3	10	33,3
	1	3,3	1	3,3	4	13,4	1	3,3	23	76,7
	1	1,6	3	5	9	15	14	23,4	33	55
5. Clean the house	0	0	0	0	6	20	15	50	9	30
	2	6,6	1	3,3	4	13,4	1	3,3	22	73,4
	2	3,3	1	1,6	10	16,7	16	26,7	31	51,7
6. Look after the children	0	0	0	0	9	30	12	40	9	30
	1	3,3	0	0	9	30	2	6,6	18	60
	1	1,6	0	0	18	30	14	23,4	27	45

Seventy-five percent of the respondents agreed that in their opinion it should be the woman or the woman more than the man who should be responsible for cooking in the house. Eighty percent of the respondents agreed that the woman or the woman more than the man should clean the house.

Table 49 Household tasks Mean and T-Test Table

Statistical Analysis	Respondents	
	Mean	Males 3,9028
T-Test	-1,89	

$p = 0,0634 > 0,05$

The hypothesis is rejected at an 0,05 level of significance which indicates that unemployment of the male partner has no influence on the manner in which males and females perceive household tasks within the family.

4.6.1 Interview questions

Describe the division of tasks between partners.

The questions posed in the interviews resulted in the finding that the traditional division of tasks prevail within the sample. Fifty-seven percent of the sample had definite views that men should do household tasks outside the home, women had tasks inside the home and that there was a distinction between women's and men's work. Women are responsible for the day-to-day decision-making about the child's care, health, socialisation, education and household tasks, although cultural norms dictate the scope and boundaries of this authority, and men play a minor role in child-rearing and family matters.

"n Vrou moet binne die huis al die werk doen en n man moet buite werk." (Dolot) [A woman must do all the work in the house and a man must work outside.]

"Vrouens moet vrou werk doen en kyk n man wiet mos nie eintlik nie so hy is maar beter daartoe buite." (Jennifer) [Women must do women's work and as a man does not know of better it is better for him outside.]

"n Man het sy werk uitgesit vir hom en n vrou het haar werk." (Betty) [A man has his work cut out for him and a woman has her work.]

"n Man is mos die man, dis mos vrouen's werk om binne die huis te wees." (Heddon) [A man is a man, it is a woman's work to be in the house.]

"Hoe sal dit lyk as 'n man binne die huis werk, net omdat hy werkloos is, die ander mans sal mos dink hy's 'n "moffie". Nee 'n man moet man werk doen, en 'n vrou se plek is in die kombuis en by haar kinders." (Isha) [How will it look if a man works in the house just because he is unemployed, the other men will think he is a nancy. No, a man must do men's work and a woman's place is in the kitchen and with her children.]

The rest of the respondents (47%) either assumed responsibilities for all the household tasks or held varying views which ranged between egalitarian, traditional, radical and combination roles.

4.7. Family relations and unemployment

Does unemployment of the male partner have an influence on the manner in which women and men perceive family relations within the family as measured by the Family Relations Questionnaire?

Table 50 FAMILY RELATIONS

Categories	Males		Females	
	N	%	N	%
0-10	0	0	0	0
11-20	0	0	0	0
21-30	0	0	0	0
31-40	0	0	0	0
41-50	7	23.3%	19	63.3%
51-60	14	46.7%	8	26.7%
61-70	9	30%	2	6.7%
71-80	0	0	1	3.3%

Unemployment has had an effect on the perception of all the respondents with regard to family relations, as everybody had a clinical score above 30.

4.7.1 Interview questions

Describe family relations.

When interviewed the respondents most of the time claimed to have a happy family life, contradicting the responses to the questionnaire. All the respondents indicated that unemployment of the male partner has an influence on the manner in which

women and men perceive family relations.

4.8. Partner satisfaction and unemployment

Does unemployment of the male partner have an influence on the manner women and men perceive partner satisfaction within the family?

TABLE 51 PARTNER SATISFACTION

Categories	Males		Females	
	N	%	N	%
0-10	3	10%	0	0
11-20	9	30%	0	0
21-30	11	36.7%	0	0
31-40	5	16.7%	0	0
41-50	1	3.3%	7	23.3%
51-60	0	0	14	46.7%
61-70	0	0	9	30%
71-80	0	0	0	0
81-90	1	3.3%	0	0

Seventy-six percent of the male respondents achieved a score of less than 30, meaning that they are satisfied or that they are free of partner relational problems. All the female respondents achieved a score of over 30, expressing a significant problem in the area of partner relations.

4.9. Communication and unemployment

Does unemployment of the male partner have an influence on the manner in which males and females perceive their communication within the family?

TABLE 52 Communication Frequency Table

Statements	Agree		Disagree		Neutral	
	M %	F %	M %	F %	M %	F %
	M&F %		M&F %		M&F %	
1. Let us share our experiences, ask me what I did and tell me what you did	26	86,7	0	0	4	13,3
	28	93,4	2	6,6	0	0
	54	90	2	3,3	4	6,
2. I would like to show my feelings without being afraid that you are going to criticise me	25	83,4	0	0	5	16,6
	30	100	0	0	0	0
	55	91,7	0	0	5	8,3
3. You should not ask for so much	17	56,7	9	30	4	13,3
	25	83,4	5	16,6	0	0
	42	70	14	23,7	4	6,6
4. You should not assume what I need	21	70	4	13,3	5	16,6
	27	90	2	6,6	1	3,3
	48	80	6	10	6	10
5. You should not judge	17	56,7	5	16,6	8	26,7
	28	93,4	1	3,3	1	3,3
	45	75	6	10	9	15
6. Never lie to me	25	83,4	0	0	5	16,6
	29	96,7	0	0	1	3,3
	54	90	0	0	6	10
7. I would like it if you could guess what I need without me telling you	21	70	4	13,3	5	16,7
	26	86,7	1	3,3	3	10
	47	78,4	5	8,3	8	13,3
8. I wish that you would learn to listen to me	20	66,7	3	10	7	23,3
	28	93,4	1	3,3	1	3,3
	48	80	4	6,7	8	13,3
9. I can sometimes scream	12	40	9	30	9	30
	28	93,4	1	3,3	1	3,3
	40	66,6	10	16,7	10	16,7
10. I do not like it if you interrupt me	21	70	7	23,4	2	6,6
	28	93,4	1	3,3	1	3,3
	49	81,7	8	13,3	3	5

Ninety percent of the respondents agreed with the statement that partners should share their experiences in asking each other what they did. Eighty percent of the respondents agreed with the statement that "I wish you would listen to me," indicating that the partners experienced difficulty with communication.

Table 53 Communication Mean and T-Test Table

Statistical Analyses	Respondents	
Mean	Males 1,4733	Women 1,3033
T-Test	2,25	

$p = 0,0286 > 0.05$

The hypothesis is accepted at an 0.05 level of significance indicating that unemployment of the male partner has an influence on the manner in which males and females perceive communication within the family.

4.9.1 Interview questions

Describe the relationship between you and your partner.

The majority of responses to the interview questions indicate that their relationships were satisfactory. The respondents in the interview who indicated that they did have

arguments attributed it to the consequences of being unemployed and the effects thereof.

"Ons verstaan mekaar glad nie. Die feit dat hy nie werk nie is nie eintlik die probleem nie. Dit is die dop wat hy so neem en dit verander hom en dan stry ons. Hy wil altyd nog geld vir wyn he en ek voel net daar is nie eers geld vir klere nie." (Asma) [We do not understand each other. The fact that he does not work is not really the problem. It is the liquor that he drinks that changes him and then we argue. He always wants money for wine and I feel that there is not even money for clothes.]

" Dit is nie so lekker bymekaar nie en ek dink nie ons pas bymekaar nie. Ons praat soms vir dae nie en dan is dit net sy vrinne wat saakmaak. Hy is ook baie jaloers en is besitlik en maak my mal as hy dink ek het buite egtelike verhoudings aan met almal." (Brenda) [It is not so nice together and I think we are not meant for each other. Sometimes we do not talk for days then it is just his friends that matter. He is also very jealous and possessive and he makes me angry if he thinks I have extra-marital affairs with everyone.]

" Ons het n Ok verhouding maar hy maak my so vies dat ek sommer skreeu en dan haal ek dit op hom uit. Maar dit is nie lekker as hy wil drink nie, ons het klaar nie geld nie en as hy eers suip dan is dit soos hy die duiwel self raak. So dit gaan ook nog aan maar ons hou uit." (Maureen) [We also have a OK relationship but he annoys me so much that I usually scream and take it out on him. It is not nice if he wants to drink, we already do not have enough money and when he starts drinking it is as if he is the devil himself. It continues but we endure.]

4.10. Summary

This chapter provides a description of the socio-economic background of the sample and the effects that unemployment of the male partner has on gender roles, family relations, partner satisfaction and on relational power with regard to decision making, management of resources, household tasks and communication within the family. Communication and decision-making within the family were found to have a significant effect on the family where the male was unemployed. The sample had a clinically significant problem with family and partner relations. All the remaining hypotheses were rejected.

The results of the study emphasised that a traditional role perception is held by the sample and family and partner relations are influenced by unemployment. Decision making within the sample was perceived to be egalitarian. Financial and household task distribution was determined by the traditional role perception favoured by the respondents. The respondents perceived communication within the family to be negative and this could be due to unemployment and the consequences thereof. In chapter 5 the results of this study are discussed and recommendations are made for further research.

Chapter 5

DISCUSSION AND RECOMMENDATIONS

5.1 Introduction

The broad goal of this study was to explore women's and men's perception of the effects that male unemployment has on gender roles, family relations and partner communication. The purpose of this research was also to determine the effect that male unemployment has on relational power with regard to decision making and management of resources within the family. The discussions and recommendations are done according to the research questions.

5.2. Does unemployment of the male partner influence women's and men's perception of their gender roles within the family ?

The results with reference to role perception uphold the findings of the pilot study, as many respondents held a traditional role perception with regard to women being responsible for the well-being of the children and the

maintenance of the home. Gerdes (1987) found that certain behaviours were associated with traditional role perceptions held by women, namely, that they are expected to be emotional, nurturing, loving and the caretaker of the family. This is supported by Ruddick's (1989) findings, that in order for the family to operate within society, women had to fulfil the nurturing and the protecting responsibilities identified by traditional gender roles.

Half of the male respondents, on the other hand, had a more neutral response to this statement. A total of seventy three percent of the respondents agreed with the statement referring to the male coming first in the home and eighty-three percent of the males and sixty-three percent of the women felt that the man should be responsible for the backyard and the gardening. It can be supported by a study undertaken by Field (1991) in which he concluded that even though the female partner plays a matrifocal role within the family, it is strictly within the confines of the terms laid down by the male partner.

All of the male respondents felt that it was their

responsibility to financially care for the family. However, sixty-three percent of the female respondents indicated that it was their responsibility to financially provide for the family. This could be attributed to the fact that the female respondents were actively involved in finding ways to survive, and making the money available to them go further.

These findings were supported by the responses to the interview questions which indicated that unemployment of the male partner does not have an influence on gender role perception within these families and that the families uphold a traditional role perception. These families have been socialised to regard the man as the breadwinner and the woman as the caretaker of the family. Mallet (1994) reported that many women and men continue to aspire to the ideal model of headship in all spheres, which may mean that it is based on their unrealistic definition of the family and gender roles held by males and females.

5.3. Does unemployment of the male partner influence women and men's perception of decision making within the family?

The results with regard to decision making within the family indicate that the majority (93%) of respondents perceive themselves as taking decisions together. Maret and Finlay (1984) found that equality in decision-making is more likely to occur when husbands are unemployed or if their incomes are closer to parity.

Ninety-two percent indicated that if they do not agree on major points, they should go to someone with more experience for help. It would thus appear that the respondents would like to experience communication with minimal confrontations or arguments.

The findings of the interview questions correspond with those in the questionnaire on decision-making, as the majority practised an egalitarian decision-making process.

5.4. Does unemployment of the male partner influence women's and men's perception of finances within the family?

The egalitarian perceptions held by male and female respondents concerning finances remain unchanged when unemployment of the male partner is present. To the question whether a monthly record of their expenses should be kept, ninety-six percent of all the respondents agreed. Ninety percent of all the respondents disagreed with the statement that they should spend their money as they please, enjoy today and not worry about tomorrow.

The responses to the interview questions concur with the above findings as the majority of the respondents uphold an egalitarian budgeting process and agree that there should be tight control of the budget. The exception to these findings indicates that the budget should be managed by the woman. This is supported by Field's (1991) study that says that women have a degree of financial control as the partner hands over his pay cheque.

5.5. Does unemployment of the male partner influence women and men's perception of household tasks within the family?

Fifty-seven percent of the respondents agreed that if both partners work, the woman, or the woman to a greater degree than the man, should wash the dishes. When asked the same question with the male partner being unemployed, sixty-five percent of all the respondents agreed that the woman, more than the man, should be responsible for washing the dishes. Ridd (1981) found that women exert authority through their household organisation. They are the chief decision-makers, they generally control the household income and they bring up the children with very little help from their partners. Their respectability among other women depends on their ability to keep their homes spotlessly clean and on providing food for the family.

The findings gleaned from the interviews support the traditional role perceptions expressed in the questionnaire, as respondents agreed that there is a distinction between male and female tasks. This interpretation is consistent with the findings in Blair & Lichter's (1991) study that suggest that household tasks continue to be largely appointed according to traditional gender roles where women take

responsibility for the children, education, and household managing while men perform most of the maintenance tasks. The interview responses add an interesting dimension with regard to the practice of these role perceptions. In practice the husband's housework is optional and supplementary to that of the wife and she retains overall responsibility for home management. This is supported by the findings of Morris (1985) who indicated that unemployment does not lead to the assumption of child-care responsibilities or domestic duties by the male. Though the employment status of the man has a significant effect on family division of household tasks, gender has a stronger effect and accounts for more of the variance in division of labour in the family than does his employment status (Pleck, 1984).

5.6. Does unemployment of the male partner have an influence on the manner in which women and men perceive family relations within the family?

Sixty-three percent of the female respondents and twenty-three percent of the male respondents had a clinical score between 41-50, indicating a significantly higher

clinical problem with regard to family relations. These findings can be supported by Vinokur, Price and Caplan, (1996) who found that family relations are detrimentally affected by a husband or father being unemployed. They also concluded that it could lead to friction and tension in the household, which signified deteriorating family relations. There were definite inconsistencies between the findings of the scale completed in the questionnaire and the interview responses which indicate that respondents experience a happy family life. The reason for this inconsistency could be explained by the findings in a study conducted by Hartman (1981) and Zaretsky(1976) in which they found that the historical process of separating the home as "private" sphere, from the rest of the so-called "public" society, has meant that personal and emotional conflicts are dealt with in the "private" sphere. Thus respondents did not express their "real" family relation environment when directly asked to in the interviews.

5.7. Does unemployment of the male partner have an influence on the manner women and men perceive partner satisfaction within the family?

The scale within the questions revealed that twenty-four percent of the respondents expressed that they were unhappy and the rest claimed to be happy with their partner relationship. Seventy-six percent of the male respondents achieved a score of less than thirty, meaning that they were satisfied with their partners. Unemployment seemed not to have affected the partner relations of the male respondent as he distanced himself from the emotional turmoil that is associated with unemployment.

Rabie (1987) found that materially deprived women tend to centre their affection on their children and other kin, while men often emerge themselves completely in friendships with male friends. The results illustrate the affects that unemployment has on partner relations where the men are oblivious to the extent of these effects and the women are confined to the relationship by the terms laid down by their partner.

The research indicated that all of the women respondents and the minority of men have a significant problem with partner relations.

5.8. Does unemployment of the male partner have an influence on the manner in which males and females perceive their communication within the family ?

Ninety-two percent of the respondents agreed that they would like to express their feelings without fear of being criticised. The results with reference to communication within the family do not support the findings of the pilot study where the respondents did not experience a problem with communication. Larson (1984) concluded in his research that unemployment and especially the fact that the man does not fulfil his role as financial provider within the family, has a negative result on the communication process between the male and female partner.

The fact that the respondents did not have good communicating skills contradicts the finding that they take decisions together. It could be explained that decision

making was perceived by the respondents as being egalitarian and that they were communicating in order to reach consensus or that they were in fact taking decisions but not expressing their real need for open communication.

There is an inconsistency between the findings of the questionnaire and the interview responses which indicate that respondents are satisfied with their relationships and communications. Only a minority indicate that the unemployment of the male partner has led to increased arguments and disagreements. The experience of the minority is supported by the findings of Zeelie (1989) who found that unemployment has a negative effect on communication within the family in that the family members do not spend so much time with each other at the beginning stages of unemployment and as time proceeds the male partner automatically dissociates himself from the family and the community.

The above-mentioned findings and discussions are the basis for the following recommendations.

5.9. Recommendations

Unemployment is a problem that affects people greatly, both financially and psychologically. It isolates families and destroys their social life as well as many other aspects of their lives. Too little attention is given to the internal functioning of the family and the impact of unemployment on the family.

This research explored the impact of unemployment of the male partner on gender role perceptions, partner communication, family relations and relational power with regard to decision-making and management of resources. Social agencies need to offer services to empower families to deal with the affects of unemployment on family life to ensure the survival of families during these challenging periods . A multi-disciplinary approach, provided by a team of professionals is the basis for recommendations for proposed support programme development, access and further research.

5.9.1. Proposed support programmes

A multi-faceted programme should be developed which could be used as a framework to be adapted to accommodate

various regional, cultural and other differences. Key components based on the findings should be included to varying degrees as the situation prescribes.

5.9.1.1. Gender role perceptions

- I. Role perception - To address the traditional role perceptions held within the community, programmes need to be established to empower both men and women. The underlying aim of the empowerment of women and men should be to promote other role perceptions in order for individuals to adapt to changing society.

5.9.1.2. Partner communication

- I. Communication - The facilitation of effective family communication, especially during problem situations in the family. Men should be more open towards discussions and take joint responsibility for failed communication within the family.

5.9.1.3. Family relations

- I. Family relations - A focus on improving communication skills among family members. There is a need to educate family members with regard to facilitation of family negotiations and relationships (dynamics), taking

cognisance of the culture in which they are socialised.

- II. Family relations - Instil in the partners a sense of responsibility for each other's satisfaction and empower them with various communication skills.

5.9.1.4. Decision-making

- I. Decision-making - The link between traditional role perceptions and decision making needs to be highlighted and an awareness of the existence of other role perceptions should be identified.

5.9.1.5. Management of resources

- I. Finance - The community should be encouraged to break free from the acceptance of the culture of poverty that exists and to promote financial management skills in order for the families to stretch the finances available to them.
- II. Division of household tasks - The role perception in the families and the community should include a component which encourages equal division of labour between male and females within the family or allow individuals to do the tasks in the family which they like and prefer to do.

5.9.2. Access to support programmes and professional services

I. Periods of unemployment impact negatively on families' financial resources and could lead to an inability to access much needed services in the community. This could have a detrimental effect on their emotional, physical and social well-being. While government agencies and other institutions are dealing with unemployment on a macro level, families are suffering certain consequences which impact on their daily family functioning.

Thus there is a need for a primary health care team of professionals located in community centres which will ensure that the services i.e. social workers, nurses, physiotherapist, occupational therapists, psychologist, human ecologists, recreational officers, family counsellors and other health care workers etc., are made more accessible.

5.9.3. Further research

- I. This research concentrated on the impact of male unemployment on family functioning and there is a need for further research which should explore the impact of male unemployment where the female is employed.
- II. It would be enriching to research the effect of male unemployment on the family of which other members are employed.
- III. Unemployment's impact on each of the component of family functioning investigated in this study could be elaborated with greater vigour and depth.

5.10 Summary

The impact of unemployment on the family is a serious problem. This study has attempted to explore male unemployment within the family with regard to role perception, decision making and relational satisfaction. The findings reflect that unemployment negatively impacts on marital satisfaction, partner satisfaction and decision making. There are hardly any support programmes for unemployed individuals and their families and there is a dire need for development and implementation of such programmes. Family relationships need to be sustained during these trying periods as unemployment is a reality which many people will

experience at some stage of their lives.

The stark reality of unemployment necessitates the need to forge alliances between individuals, families, communities, the private sector and government, because the negative impact of unemployment has a rippling effect on all spheres of society. Agencies working in communities should be commissioned to support this important unit of society as there is a relationship between the stability of the family and that of society.



UNIVERSITY *of the*
WESTERN CAPE

REFERENCE LIST

- Abel-Ghang, M & Nichols, S. T. (1985). "Husband/Wife Differentials in Household Work Time: The Case of Dual-earner Families". Home Economics Research Journal, 12, 159-167.
- Acock, A. C. & Demo, D. H. (1994). Family Diversity and Well-Being. California: Sage.
- Adams, B. N. (1973). The American Family. Chicago: Markham.
- Amoateng, A.Y. (1997). Urban Residence Kin indication among Africans and Coloureds on the Cape Flats. Journal of Community and Health Sciences, 5 (1), 43 - 59.
- Armstrong, A. K. (1992). "Strategies for Change: Design of Programmes/Plans". Paper for the Commonwealth Caribbean Regional Meeting on Structural Adjustment, Economic Change and Women.
- Armstrong, P.J. (1984). "Work, Rest or Play? Changes in Time Spent at Work". New Technology and the Future of Work and Skills, (pp. 26-44). London: France Pinter.
- Bahr, S. J. (1978). Effects on Power and Division of Labour in the Family. In L. W. Hoffman and F. I. Nye (eds). Working Mothers. San Francisco: Jossey-Bass.
- Bakke, E. W. (1933). The Unemployed Man. London: Nibet.
- Beard, L. (1994). One Foundation, Many Structures. Salus, 17 (1), 10-11.
- Bendix, S. (1989). Industrial Relations in South Africa. Cape Town: Juta
- Beneria, L., & Roldan, M. (1989). The Crossroads of Class and Gender. Chicago: University of Chicago Press.
- Berry, G. L & Chiapelli, F. (1985). The State of the Economy and the Psychological Development of the School-age Child. Elementary School Guidance and Counseling Journal, 19 (4), 300-306.
- Blair, S. L. & Lichter, D. L. (1991). Measuring the Division of Household Labour. Journal of Family Issues, 12, 91-113.
- Blood, R and Wolfe, D (1960). Husbands and Wives. New York: Free Press.
- Blumstein, P. & Schwartz, P. (1991). Money and ideology: Their Impact on Power and the Division of Household Labour. In R. L. Blumberg (ed), Gender, Family, and Economy: The Triple Overlap (pp. 261-288). Newbury Park, CA: Sage.

Bohannon, P. & Erickson, R. (1978). "Stepping in". Psychology Today, 12 (1), 53-54.

Bolak, H. C. (1997). When Wives are the Major Providers. Culture, Gender, and Family Work. Gender and Society, 4, 409-433.

Bolger, N., De Longis, A., Kessler, R. C. & Schilling, E. A. (1989). Effects of Daily Stress on Negative Moods. Journal of Personality and Social Psychology, 57, 808-818.

Boswell, B. (1998, July). Poverty like a monster for street child. Asijiki, p 1.

Bozzoli, B. (1983). Marxism, feminism and South African studies. Journal of South African Studies, 9 (2), 139-171.

Brand, S. S. (1982/83). "An Employment Strategy for South Africa". Development Studies Southern Africa, 5 (2)

Brandell-Syrier, M. (1979). First-borns and Younger Sons: Culture Change and Sibling Relations. South African Journal of African Affairs, 9 (1), 41-45.

Braun, D. (1989, May 18). Unemployment. The Daily News,

Burr, W. R., Day, R. D. & Bahr, K. S. (1993). Family Science. Pacific Grove. CA:Brooks/Cole.

Butler, E. (1979). Traditional Marriage and Emerging Alternatives. Washington DC. Harper and Row Publishers.

Campbell, C. (1991). The Township Family and Women's Struggle. Agenda - A Journal about Women and Gender, 6, 27-35.

Cawker, G. & Whiteford, A. (1993). Confronting Unemployment in South Africa. Pretoria: Human Research Council.

Clavan, S. (1978). The impact of Social Class and Social Trends on the Role of Grandparents. The Family Coordinator, 27, 351-357.

Cobb, S & Kasl, S. V. (1977). Termination: The Consequences of Job Loss. U.S. Department of Health, Education and Welfare, HEW Publication. No (NIOSH). 77-224.

Conger, R. D., Elder, G. H., Lorenz, F. O., Conger, K. J., Simons, R. L., Whitbeck, L. B., Huck, S. & Melby, J. N (1990). Linking Economic Hardship to Marital Quality and Instability. Journal of Marriage and the Family, 52, 643-656.

Conger, R. D., Lorenz, R. O., Elder, G. H., Simons, R L. & Ge, X. (1993). Husband and Wife Differences in Response to Undesirable Life Events. Journal of Health and Social Behavior, 34, 71-88.

Day, R. D., Gilbert, K. R., Settles, B. H. & Burr, W. R. (1995). Research and Theory in Family Science. London. Brooks/Cole Publishing Company.

D.H.E.W. (1973). Work in America. Department of Health, Education and Welfare. Mass: M.I.T. Press.

Duberman, L. (1975). Reconstituted Families: A Study of Remarried Couples and their Children. Chicago: Nelson-Hall.

Drysdale, A. (1988, May 3). The Growing Challenge of Unemployment. The Argus. p 24.

Dwyer, D. & Bruce, J. (1988). A Home Devided: Women and Income in the Third World. Stanford: Stanford University Press.

Eagle, G. (1990). Learning to become a "natural" woman: The Process of Socialization. Agenda, 1, 67-81.

Eagly, A. H. (1983). Gender and Social Influence: A Social Psychological Analysis. American Psychologist, 38, 971-981.

Eckert, J. B. (1982/83). "The Employment Challenge Facing Lesotho". Development Studies Southern Africa, 5, (2)

Elder, G. (1974). Children of the Great Depression. Chicago: University of Chicago Press.

Elliot, F. (1989) The Family: Change or Continuity ?. London. Macmillan.

Emerson, R.M. (1976). Employment Status, Gender Role Attitudes, and Marital Dependency in Later Life. Journal of Marriage and the Family, 55, 927-940.

Feree, M. M. (1991). The Gender Division of Labour in Two-Earner Marriages. Journal of Family Issues, 12, 158-180.

Feree, S.R. (1976). "Working-class Jobs: Housework and Paid Work as Sources of satisfaction". Social Problems, 23 (4), 473-481.

Field, S. (1991). "Sy is Baas van die Huis": Women's Position in the Coloured Working Class family". Agenda-A Journal about Women and Gender, 9, 60-70

Finlay, W. (1984) "One occupation, two labor markets: the case of longshore crane operators". American Sociology Review, 48, (6), 306 - 315.

Fisher, B.A. (1978). Perspectives on Human Communication. New York: Manmillan.

Fitzpatrick, M. & Ritchie, L. (1992). Communication Theory and the Family. In P. G. Boss, W. J. Doherty, R. LaRossa, W. R. Schumm, & S. K. Steinmetz (eds), Sourcebook of Family Theories and Methods: A Contextual Approach. New York: Plenum.

Freeman, C. (1984). "Keynes or Kondratief? How Can We Get Back to Full Employment". In Marstrand, P (eds), New Technology and the Future of Work and Skills. London: Frances Pinter

Friedman, L. (1986). Family Economic Stress and Unemployment: Children's Peer Behavior on Parents' depression. Childs Study Journal, 16 (2), 125-142.

Galvin, K. M., & Brommel, B. J. (1991). Family Communication: Cohesion and Change. New York: Harper-Collins.

Garbett, S. (1982). Women in the Media. South African Journal of Labour Relations, 6 (3-4), 95-100.

Gelles, R.J. (1979). "Abused Wives: Why do They Stay". Journal of Marriage and Family, 38, 659-668

Gerdes, L. (1987). Family Relationships: general Perspective. Pretoria. Human Science Research Council.

Gregg, G. (13 April 1986). "Putting Kids First". New York Times Magazine, 47.

Godwin, D. & Scanzoni, J. (1989). Couple Consensus During Marital Joint Decision-Making: A Context, process, outcome model. Journal of Marriage and the Family, 51, 943-956.

Gottman, J. M. & Levenson, R. W. (1992). Marital Processes Predictive of Later Dissolution: Behavior, physiology, and Health. Journal of Personality and Social Psychology, 63, 221-233.

Hansen, D.A. & Hill, R. (1964). "Families under Stress". In H. Christensen. The Handbook of Marriage and the Family. Chicago: Rand McNally.

Harber, C. (1983). Beyond Sixty-five: The Dilemma of Old Age in America's Past. Cambridge: Cambridge University Press.

Hardesty, C and Bokemeier, J. (1989). Finding Time and Making Do: Distribution of Household Labour in Nonmetropolitan Marriages. Journal of Marriage and the Family, 2, 253-267.

Hayes, J & Nutman, P. (1981). Understanding the Unemployed. The Psychological effects of Unemployment. London: Tavistock Publications Limited.

Hazelhurst, E. (1997, July 4). Defusing the Time Bomb. Financial Mail, p 34-36.

Hefferan, C. (1983). Unemployment: The Effects on Family income and Expenditures. Family Economics Review, 1, 2-9.

Hendricks, X. (1993). Gender Roles: Perception or Misconception. Unpublished Honour's thesis, University of the Western Cape, Bellville, Cape Town.

Hood, J. C. (1983). Becoming a Two-Job Family. New York: Praeger.

Hill, J. (1978). The psychological Impact of Unemployment. New Society, 43 (478), 118-120.

Hofferth, S. (1984). Kin Networks, Race, and Family Structure. Journal of Marriage and the Family, 46, 791-806.

Jahoda, M., Larzersfeld, P. F. & Zeisel, H. (1971). Mariental: The Sociography of an Unemployed Community. London: Redwood Press Limited.

Jahoda, M. (1981). Work, Employment and unemployment : Values, Theories and Approaches in Social Research. American Psychologist, 36, 184-191.

Jahoda, M. (1982). Employment and Unemployment. A Social-Psychological Analysis. New York: Press Syndicate.

Johnson, J. W. & Brohaugh, N. (1992). The Emotional Aspects of Jobb Loss. Public Management, 74, 6-7

Jorgensen, S. R. (1986). Marriage and the Family: Development and Change. USA: Macmillan Publishing Company.

Kelvin, P & Jarret, J. E. (1985). Unemployment. It's Social Psychological Effects. Cambridge: Cambridge University Press.

Kephart, W. M & Jedlicka, D. (1991). The Family, Society, and the Individual. USA: HarperCollins Publishers.

Kirjavainen, L. M. (1998). "Beijing Platform for Action; A Global Guide for New Initiatives in Home Economics Research". Paper for the International Household & Family Research Conference.

Komarovsky, M. (1940). The Unemployed man and His Family. New York: Dryden Press.

Lamanna, M. A & Riedmann, A. (1988). Marriage and Families. California: Wadsworth publishing Company.

Larson, J. H. (1984). The Effect of Husband's Unemployment on Marital and Family Relations in Blue-collar Families. Family Relations, 33, 503-511.

Larson, L. E. (1974). System and Subsystem Perception of Family Roles. Journal of Marriage and the Family, 36, 123-137.

Larson, J.H.; Wilson, S. & Beley, R. (1994). The Impact of Job Insecurity on Marital and Family Relationships. Family Relations, 43, 138-143.

Leslie, L. A., Anderson, A. E. & Branson, M. B. (1991). Responsibility for Children: The Role of Gender and Employment. Journal of Family Issues, 12, 197-210.

Leventman, P. (1981). Professionals Out of Work. New York: Free Press

Levin, M. & Horn, G.S. (1987). The Unemployment Rate of Blacks, Metropolitan Area:1987. Employment Research Unit, Vista University, Port Elizabeth.

Liem, R. & Liem, J. (1988). Psychological Effects of Unemployment on Workers and their Families. Journal of Social Issues, 44 (4), 87 -105.

Lipman-Blumen, L. (1972). How Ideology Shapes Women's Lives. Scientific American, 226, (1), 34-42.

Maccoby, E.E., & Jacklin, C.N. (1974). The Psychology of Sex Differences. Stanford. California: Stanford University Press.

Mace, D. (1987). Marriage and Family Life in South Africa: Research Priorities. Pretoria: Human Sciences Research Council.

Macklin, E. (1987). Alternative Family Forms. In M.B. Sussman & S.K. Steinmetz (Eds), Handbook of Marriage and the Family. New York: Plenum.

Maconachie, M. (1993). Patterns of Women's Employment in the 1991 Census. Agenda, 18

Madge, N. (1983). Unemployment and its Effects on Children. Journal of Child psychology, 24, (2), 311-319.

Madonia, J. F. (1983). The Trauma of Unemployment and Its Consequences. Social Casework, 64, (8), 482-488.

Major, B. (1993). Gender Entitlement, and the Distribution of Family Labour. Journal of Social Issues, 49, 141-159.

Marini, M. M. (1980). Sex Differences in the process of Occupational Attainment: A Closer Look. Social Science Research, 9, 307-361.

Marsden, D & Duff, W. (1975). Workless: Some Unemployed Men and their Families. Middlesex: Penguin Books.

May, J. (1998). Poverty and Inequality in South Africa. Indicator South Africa, 15, (2), 53-58.

McCubbin, H. (1979). "Integrating Coping Behavior in Family Stress Theory". Journal of marriage and the Family, 41 (5), 237-244.

McIndoe, H. (1988, August 7). SA's on Course for Horror Unemployment in Twelve Years Time. The Sunday Times, p 10.

Megaghan, E. G. (1991). Work Experiences and Family Interaction Processes: The Long Reach of the Job. Annual Review of Sociology, 17, 419-444.

Mehrabian, A. (1971). Silent Messages. Belmont. California: Wadsworth.

Miller, J. B. (1991). Women and Power: Reflections ten years later. Women and Power: Perspectives for Family Therapy, (pp. 36-47). New York: Norton.

Moen, P. (1983). Unemployment, Public Policy and Families: Forecasts for the 1980s. Journal of Marriage and the Family, 45, (4), 751-760.

Moller, V. (1992). Quality of Life in Unemployment: A Survey Evaluation of Black Township Dwellers. Pretoria: Human Research Council.

Morris, L. (1985). Employment, Unemployment and Marriage. England: J. Ward & Co Ltd.

Mosala, B. (1982). Making Families Whole. South African Outlook, 112 27 -29.

Murdock, G. P. (1949). Social Structures. New York: MacMillan Publishing.

(National Manpower Commission) (1988) "Annual Report 1988". Department of Manpower, R/P45/1990 (Decemder).

Nikols, S. Y. & Metzen, E. J. (1978). Housework Time of Husband and Wife. Home Economics Research Journal, 7, 85-97.

Nzimande, S. V. (1987). Family Structure and Support Systems in Black Communities. In A. Steyn (Ed), Marriage and Family Life in South Africa: Research Priorities. (28-48). Pretoria: Human Sciences Research Council.

Nock, S. L. (1979). The Family Life Cycle: Empirical or Conceptual Tool?. Journal of Marriage and the Family, 41, 15-26.

Oakley, A. (1974). Woman's Work: The Housewife, Past and Present. New York: Random House.

- Oakley, A. (1981). Subject Women. Britian. Pantheon Books
- O'Brien, G. E. (1986). Psychology of Work and Unemployment. Chichster: John Wiley & Sons Limited.
- Olson, D. H & McCubbin, H. I. (1983). Families: What Makes Them Work. Beverly Hills. California: Sage.
- Petersen, G. W & McCubbin, H. I. (1983). Families: What Makes them Work?. Beverly Hills. California: Sage.
- Pleck, J. H. (1983). "Husband's Paid Work and family Roles". In H. Z. Lopata & J. H. Pleck (eds), Research in the Interweave of Social Roles: Jobs and Families (pp. 251-333). Greenwich, CT:JAI
- Price, R. H. (1992). Psychosocial Impact of Job Loss on Individuals and Families. Current Directions in Psychological Science, 1, 9-11
- Power, P.W. (1979). "The Chronically ill Husband and Father: His Role in the Family". Family Coordinator, 28 (10), 616-621.
- Pullen, R. C. (1991). Work-Related Self-Concept and Family Relations in Unemployed Married Males. Unpublished Master's Thesis, University of Stellenbosh, Stellenbosh, Cape Town.
- Rabie, P. J. (1989). Family Structure and Support Systems in Coloured Communities. Marriage and Family Life in South Africa: Research Priorities. Pretoria: Human Sciences Council.
- Reiss, I.L. (1965). The Universality of the Family: A Conceptual Analysis. Journal of Marriage and the Family, 27, 443-453.
- Rice, F. (1983). Contemporary Marriage. New Jersey. Allyn and Bacon Inc.
- Ridd, R. (1981). Position and Identity in a Divided Community: Colour and Religion in District Six, Walmer Estate and Woodstock area of Cape Town. D.Phil, Oxford University.
- Robertson, J. (1985). Future Work: Jobs, Self-employment and Leisure After the Industrial Age. Aldershot: Gower.
- Rook, K., Dooley, D., & Catalano, R. (1991). Age Differences in Workers' Efforts to Cope with Economic Distress. In J. Eckenrode (ed), The Social Context of Coping (pp79-106). New York: Plenum.
- Ross, C., Mirowsky, J. & Ulrich, P. (1983). "Distress and the Traditional Female Role". American Journal of Sociology, 86, 670-682.

Rycroft, A & Jordaan, B. (1990). A Guide to South African Labour Law. Cape Town: Juta.

Sabatelli, R. M & Shehan, C. L. (1993). Exchange and Resource Theories. In P. G. Boss, W. J. Doherty, R. LaRossa, W. R. Schumm, & S. K. Steinmetz (eds), Sourcebook of Family Theories and Methods. A Contextual Approach (pp.385-411). New York: Plenum.

Sack, C.B. (1991). All Our Kin: Strategies for Survival. New York: Harper & Row.

Safilios-Rothschild, C. (1969). Family Sociology or Wives' Family Sociology: a Cross-cultural Examination of Decision-making. Journal of Marriage and the Family, 31, 190-301.

Sapa, (1998, February 25). Special Hearings aim to alleviate poverty in South Africa. The Star.

Scanzoni, J. & Fox, G.L. (1980). Sex Roles, Family, and Society: The Seventies and Beyond. Journal of Marriage and the Family, 42, 743-755.

Shamir, B. (1986). Unemployment and Household Division of Labour. Journal of Marriage and the Family, 48, 195-206

Shannon, C. & Weaver, W. (1949). The Mathematical Theory of Communication. Urbana: University of Illinois Press.

Simkins, C. & Desmond, C. (1978). South African Unemployment: A Black Picture. Pietermaritzburg: Development Studies Research Group.

Skinner, D. (1980). Dual-career Family Stress and Coping; a Literature Review. Family Relations, 29, 473-481.

Smith, A and Reid, W. (1986). Role - Sharing relationships. New York. Wiley.

Smith, C. (1986). Androgyny and Relationship Satisfaction. MA Dissertation. Pretoria. University of South Africa

South Africa Country Report on Human Rights Practices for 1996. http://www.state.gov/www/global/h...hts/1996_hrp_report/south

South African Institute of Race Relations. (1994). Race Relations Survey 1993/1994. Braamfontein, Johannesburg, South Africa: South African Institute of Race Relations.

South African Institute of Race Relations. (1997). Race Relations Survey 1996/1997. Braamfontein, Johannesburg, South Africa: South African Institute of Race Relations.

Spier, A. (1994). Poverty, Employment and Wealth Distribution. Co-operative HSRC Research Programme. Pretoria: HSRC Printers

Stafford, F. P. (1980). Women's Use of Time Converging with Men's. Monthly Labour Review, 103 (12), 58

Stokes, H.H. (1983). Unemployment and Adjustment in the Labour Market. University of Chicago : Chicago.

The People of South Africa, Population Census, 1996. Census in Brief. Report No. 01:03-01-11(1996). Statistics South Africa

Steimetz, S. K. (1977), The use of Force for Resolving Family Conflict: The Training Ground for Abuse. The Family Coordinator, 26, 19-26.

Steinmetz, S. K., Clavan, S. & Stein, K.E. (1990). Marrige and Family Realities. New York: Harper & Row Publishers.

Stevens, D. J. (1993). Managerial Unemployment and the Family. International Journal of Sociology of the Family, 23, 11-32.

Steyn, A. F. (1994, April). Urban Household Structures in the RSA. Paper presented at the Home Economics Conference. Stellenbosh, Cape Town.

Steyn, A. F. (1990). Aard en Voorkoms van verskillende Gesinstrukture in die Samelewing. South African Journal of Sociology, 21 (2), 119-129.

Stimpson, D. V. (1970). The Influence of Commitment and Self- Esteem on Susceptibility to Persuasion. The Journal of Social Psychology, 80, 189-195.

Stockman, N., Bonney, N. & Xuewen, S. (1995). Women's Work in East and West: The Dual Burden of Employment and Family Life. Armonk. NY: M. E. Sharpe.

Sussman, M. B & Steinmetz, S. K. (1988). Handbook of marriage and the Family. New York: Plenum Press.

Swimburne, P. (1981). The Psychological Impact of Unemployment on Managers and Professional Staff. Journal of Occupational Psychology, 54, 47-64.

Szinovacz, M. E. (1987). Family Power. In M.B. Sussman & S.K. Steinmetz (Eds). Handbook of Marriage and the family. New York: Plenum.

Szinovacz, M. E. & Harpster, P. (1993). Employment Status, Gender Role Attitudes, and Marital Dependence in Later Life. Journal of Marriage and the Family, 55, 927-940.

Thomas, W. H. (1982/83). "Unemployment and Job Creation - Transkei's Perspective". Development Studies Southern Africa, 5, (2)

Tomeh, A. K. (1978). Sex-Role Orientation: An Analysis of Structural and Attitudinal Predictors. Journal of Marriage and the Family, 40, 116-120.

Triegaardt, J. D. (1993). Unemployment in South Africa: A Social Policy Issue for Social Work. International Social Work, 36, 293-300

Tshwula, J. L. (1991). The Importance of Family Relationships for the Readjustment of Ex-Offenders on Release. Unpublished Master's Thesis, University of Port Elizabeth, Eastern Cape.

Turner, J.B.; Kessler, R.C. & House, J.S. (1991). Factors Facilitating Adjustment to Unemployment: Implications for Intervention. American Journal of Community Psychology, 19, (4)521-542

Uys, T. & Marais, S. (1991). Die Effek van Werkloosheid op die Individu en die Samelewing. Welfare Focus, 26 (2), 23-27.

Van der Merwe, P. J. (1982/83). "Unemployment and Job Creation". Development Studies Southern Africa, 5, (2)

Venter, C. A. (1991). Die Effek van Werkloosheid op Gesinsverhoudinge. Welsynsfokus, 26 (2), 29-32.

Vianello, M and Siemienska, R (1990). Gender Inequality. A Comparative Study of Discrimination and Participation. London: Sage Publications.

Vinokur, A. D., Price, R. H. & Caplan, R. D. (1991). From Field Experiments to Program Implementation: Assessing the Potential Outcomes of an Experimental Intervention Program for Unemployed Persons. American Journal of Community Psychology, 4, 543-557.

Vinokur, A. D., Price, R. H. & Caplan, R. D. (1996). Hard Times and Hurtful Partners: How Financial Strain Affects Depression and Relationship Satisfaction of Unemployed Persons and Their Spouses. Journal of Personal and Social Psychology, 71, 166-179.

Walby, S. (1990). Theorizing Patriarchy. Oxford. UK: Blackwell.

Western, J. (1981). Outcast Cape Town. Cape Town: David Philip.

Wheeler, C. L. & Arvey, R. D. (1981). Division of Labour in the Family. Home Economics Research Journal, 10, (1), 10-20.

Williams, D. K. (1992). Women in Developing Countries: Food Technology and Daily Life. In N. B. Leidenfrost (eds), Families in Transition (pp. 121-126). Vienna: International Federation for Home Economics and United Nations.

Willis, P. (1984). Youth unemployment: thinking the unthinkable. Youth and Policy, 2 (4), 17-36.

Wilson, S.M; Larson, J.H. & Stone, K.L. (1993). Stress Among Job Insecure Workers and Their Spouses. Family Relations, 42, 74-80.

Wilson, F. & Ramphela, M. (1989). Uprooting Poverty: The South African Challenge. Cape Town: David Philip.

Wilson, J. Q. & Cook, P. J. (1985). Unemployment and Crime- What is the Connection?. Public Interest, 79 (3), 3-8.

Zeelie, S. (1989). Die Gesinsdinamika van die Werklose. Unpublished master's thesis, University of Potchefstroom. Potchefstroom.



UNIVERSITY *of the*
WESTERN CAPE

RESEARCH GROUP QUESTIONNAIRE/INTERVIEW

This is a questionnaire and interview to ascertain women's and men's perception of the effect that unemployment of the male partner has on partner relationships. Your view on this matter would be appreciated and will facilitate the research process.

Responses will be regarded as highly confidential and the identity of interviewees will remain anonymous.

Thank you for your participation in this research and we are confident that the findings will benefit the unemployed.



UNIVERSITY *of the*
WESTERN CAPE

SECTION A

Biographical Information

Directions:

Please tick the appropriate item in each area. Thank you.

1. Age

- | | | |
|-------------|------------|------------|
| 1. under 25 | 3. 35 - 44 | 5. 55 - 65 |
| 2. 25 - 34 | 4. 45 - 54 | 6. 65+ |

2. Relational Status

- | | | |
|---------------|------------|-------------|
| 1. Married | 3. Single | 5. Divorced |
| 2. Cohabiting | 4. Widowed | 6. Other |

3. Which area of Bellville do you live in ?


.....

4. Home Language

- | | |
|--------------|---------------------|
| 1. Afrikaans | 3. African Language |
| 2. English | 4. Other |

5. Highest Level of Education

- | | | |
|--------------|---------------------|-----------|
| 1. STD 0 - 5 | 3. STD 9 - 10 | 5. Degree |
| 2. STD 6 - 8 | 4. STD 10 + Diploma | 6. Other |



SECTION B

Employment Background

6. Which best describes your last job ?

- | | | |
|--------------------|-------------|-----------------|
| 1. Unskilled | 4. Sales | 7. Semi-prof. |
| 2. Semi-skilled | 5. Clerical | 8. Professional |
| 3. Skilled Artisan | 6. Admin | 10. Other |

7. How long have you held this job ?

- | | |
|---------------------|--------------------|
| 1. Less than 6 mths | 3. 1 - 2yrs |
| 2. 6mths - 1 yr | 4. more than 2 yrs |

8. How did you lose your last job ?

- | | |
|--------------------------|--------------------|
| 1. Voluntary resignation | 3. Dismissed |
| 2. Redundancy | 4. Other (specify) |

9. Would you like to work

1. Yes
2. No

10. How long have you been unemployed ? ✓

- | | | |
|--------------|----------------|----------------|
| 1. 0 - 2mths | 4. 9 - 12mths | 7. 21 - 24mths |
| 2. 3 - 5mths | 5. 13 - 16mths | 8. 25 - 28mths |
| 3. 6 - 8mths | 6. 17 - 20mths | 9. 29 - more |

11. Specify the number of times you have previously been unemployed ?

- | | | |
|----------|----------|-----------------|
| 1. Never | 3. Two | 5. Four |
| 2. One | 4. Three | 6. Five or more |

12. How many job applications have been unsuccessful since being unemployed ?

- | | | |
|---------|----------|-----------------|
| 1. None | 3. 2 | 5. 6 - 10 |
| 2. 1 | 4. 3 - 5 | 6. more than 10 |

13. What is your partner's employment status ?

- | | | |
|-----------------|--------------------|-----------------|
| 1. Unemployed | 4. Sales | 7. Semi-prof. |
| 2. Skilled | 5. Admin | 8. Professional |
| 3. Semi-skilled | 6. House-executive | 9. Other |

14. How many family members are dependent on your income ? ✓

- | | | |
|---------|----------|-----------------|
| 1. None | 3. Two | 5. Four |
| 2. One | 4. Three | 6. Five or more |

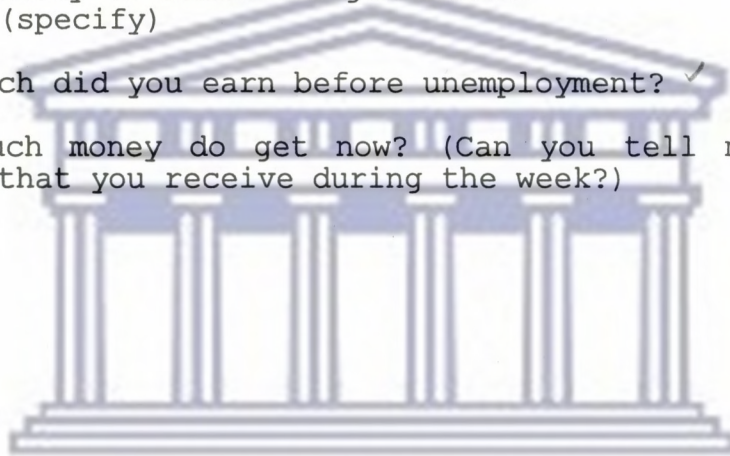
15. How have you been financially supporting yourself since being unemployed ? ✓

- | | |
|-----------------------------|--------------------|
| 1. Unemployment benefits | 3. Pension |
| 2. Gratuity/pay out by firm | 4. Wife's earnings |
| 3. Savings | 5. Other (specify) |

SECTION C

Unemployment and the Family

16. What do you consider to be the TWO most significant effects your unemployment has had on your life ? ✓
- | | |
|--------------------------------|-----------------------------------|
| 1. Loss of income | 5. Loss of feelings of self-worth |
| 2. Increase in family problems | 6. Boredom |
| 3. Loss of social contacts | 7. Depression |
| 4. No significant effects | 8. Other (specify) |
17. Have you found any positive aspects to being unemployed ?
1. Opportunity to pursue hobbies/leisure activities
 2. More time to spend with the family.
 3. Opportunity to make a career change.
 4. No positive aspects.
 5. Opportunity to learn new job skills
 6. Other (specify)
18. How much did you earn before unemployment? ✓
19. How much money do get now? (Can you tell me of all the money that you receive during the week?)



UNIVERSITY *of the*
WESTERN CAPE

SECTION D

Gender Attitude Scale/Role Perception

Questionnaire

Directions: Read each of the following statements and please circle the number which best indicate your beliefs. Please answer all the questions. Answer as honestly as possible as there are no correct or incorrect answers. When circling your response please keep in mind the following key:

1. A - Agree
2. D - Disagree
3. N - Neutral

		A	D	N
1	We should divide tasks equally amongst us.	1	2	3
2	The man should come first.	1	2	3
3	The man should plan our social life.	1	2	3
4	The man should be the one to invite friends over.	1	2	3
5	The man should be the one who is responsible for the children's education.	1	2	3
6	We are now equally responsible for tasks.	1	2	3
7	The man is responsible for the backyard and gardening.	1	2	3
8	The woman should be responsible for the household repairs.	1	2	3
9	The man's responsibility is to earn to see to his family.	1	2	3
10	The woman must be responsible for the decoration of the house.	1	2	3
11	We will share the cooking of food.	1	2	3
12	Before my partner's unemployment we shared tasks equally	1	2	3

INTERVIEW QUESTION

1. Do you think that whether or not you contribute to the family financially it affects the way you perceive your role.

SECTION E

DECISION MAKING

Directions: Read each of the following statements and please circle the number which best indicate your beliefs. Please answer all the questions. Answer as true as possible as there are no correct or incorrect answers. When circling your response, please keep in mind the following key:

- A - Agree
D - Disagree
N - Neutral

		A	D	N
1	I'd like to be the one who makes the important decisions.	1	2	3
2	Let us talk about everything and always take decisions together.	1	2	3
3	I would lie ,bribe and blackmail just to get my way.	1	2	3
4	Let us decide before hand who will take decisions for every area of our life together	1	2	3
5	Let us try to talk things through to get to a point.	1	2	3
6	When we cannot agree on major points, let us go to someone with more experience for help.	1	2	3
7	We should try to give in without getting back at each other.	1	2	3
8	When we do not agree we should toss a coin in order to come to a decision.	1	2	3
9	I want you to take responsibility for the decisions we take.	1	2	3
10	In order to stay together we should agree on everything.	1	2	3

INTERVIEW QUESTION

1. Describe how decision making takes place between partners.

SECTION F
FINANCES

Directions: Read each of the following statements and please circle the number which best indicate your beliefs. Please answer all the questions. Answer as true as possible as there are no correct or incorrect answers. When circling your response, please keep in mind the following key:

- A - Agree
D - Disagree
N - Neutral

		A	D	N
1	We should have separate bank accounts.	1	2	3
2	We should plan all our household expenses together	1	2	3
3	Your partner should keep a monthly record of expenses.	1	2	3
4	I will decide what our monthly expenses should be	1	2	3
5	You should not have to report to your partner every time you spend money.	1	2	3
6	We should each have a little money for personal use to spend in any way we want to.	1	2	3
7	We should save every penny we get.	1	2	3
8	We should keep a monthly record of our expenditures.	1	2	3
9	We should only buy with cash and not on credit.	1	2	3
10	We should spend our money as we want, enjoy today and not worry about tomorrow	1	2	3

INTERVIEW QUESTION

1. How do you feel finances should be managed between partners ?
2. Describe financial management between you and your partner.

SECTION G
LABOUR

Direction: Below you will find statements that need to be answered. In the spaces provided on the right hand side of the table indicate your response.

1. AM - Always the Man
2. MMW - Man more than woman
3. MWS - Man and woman the same
4. WMM - Woman more than man
5. AW - Always woman

1. If both partners work, who in your opinion should do the following.

		AM	MMW	MWS	WMM	AW
1	Preparing food.	1	2	3	4	5
2	Washing dishes.	1	2	3	4	5
3	Shopping.	1	2	3	4	5
4	Laundry.	1	2	3	4	5
5	House cleaning.	1	2	3	4	5
6	Looking after children.	1	2	3	4	5

2. If the man is unemployed, who in your opinion should do the following?

		AM	MMW	MWS	WMM	AW
1	Preparing food.	1	2	3	4	5
2	Washing dishes.	1	2	3	4	5
3	Shopping.	1	2	3	4	5
4	Laundry.	1	2	3	4	5
5	House cleaning.	1	2	3	4	5
6	Looking after children.	1	2	3	4	5

INTERVIEW QUESTION

1. Describe the division of tasks between partners.

SECTION H

Index of family relations

Directions: Read each of the following statements and please circle the number which best indicate your beliefs. Please answer all the questions. Answer as true as possible as there are no correct or incorrect answers. When circling your response, please keep in mind the following key:

1. R/NT - Rarely or none of the time
2. LT - A little of the time
3. ST - Some of the time
4. GT - A good part of the time
- 5.M/AT - Most or all of the time

		R/N T	LT	ST	GT	M/AT
1	The members of my family really care about each other.	1	2	3	4	5
2	Members of my family were really good toward each other before I became unemployed.	1	2	3	4	5
3	I think my family is terrific.	1	2	3	4	5
4	My family gets on my nerves.	1	2	3	4	5
5	I really enjoy my family.	1	2	3	4	5
6	I can really depend on my family.	1	2	3	4	5
7	I really do not care to be around my family.	1	2	3	4	5
8	I wish I was not part of this family.	1	2	3	4	5
9	I get along well with my family.	1	2	3	4	5
10	Family members should really be good toward each other.	1	2	3	4	5
11	Before my unemployment family life was generally unpleasant	1	2	3	4	5
12	Family members argue to much.	1	2	3	4	5
13	There is no sense of closeness in my family.	1	2	3	4	5
14	I feel like a stranger in my family.	1	2	3	4	5

15	My family does not understand me.	1	2	3	4	5
16	There is too much hatred in my family.	1	2	3	4	5
17	Members of my family are really good to one another.	1	2	3	4	5
18	My family is well respected by those who know us.	1	2	3	4	5
19	There seems to be a lot of friction in my family.	1	2	3	4	5
20	There is a lot of love in my family.	1	2	3	4	5
21	Members of my family get along well together.	1	2	3	4	5
22	Life in my family is generally unpleasant.	1	2	3	4	5
23	My family is a great joy to me.	1	2	3	4	5
24	I feel proud of my family.	1	2	3	4	5
25	Other families seem to get along better than ours.	1	2	3	4	5
26	My family is a real source of comfort to me.	1	2	3	4	5
27	I feel left out of my family.	1	2	3	4	5
28	My family is an unhappy one.	1	2	3	4	5

INTERVIEW QUESTION

1. Describe family relations.

SECTION I
Index of marital satisfaction

Directions: Read each of the following statements and please circle the number which best indicate your beliefs. Please answer all the questions. Answer as true as possible as there are no correct or incorrect answers. When circling your response, please keep in mind the following key:

1. R/NT - Rarely or none of the time
2. LT - A little of the time
3. ST - Some of the time
4. GT - A good part of the time
- 5.M/AT - Most or all of the time

		R\NT	LT	ST	GT	M\AT
1	I feel that my partner is affectionate enough.	1	2	3	4	5
2	I feel that my partner treats me badly.	1	2	3	4	5
3	I feel that my partner cares for me.	1	2	3	4	5
4	I feel that I would not choose the same partner if I had to do it over again.	1	2	3	4	5
5	I feel that I can trust my partner.	1	2	3	4	5
6.	I feel that our relationship is breaking up.	1	2	3	4	5
7	I feel that my partner doesn't understand me.	1	2	3	4	5
8	I feel that our relationship is a good one.	1	2	3	4	5
9	I feel that ours is a very happy relationship.	1	2	3	4	5
10	I feel that our life together is dull.	1	2	3	4	5
11	I feel that we have alot of fun together.	1	2	3	4	5
12	I feel that my partner doesn't confide in me.	1	2	3	4	5
13	I feel that ours is a very close relationship.	1	2	3	4	5

14	I feel that I cannot rely on my partner.	1	2	3	4	5
15	I feel that we do not have enough interests in common.	1	2	3	4	5
16	I feel that we manage arguments and disagreements very well.	1	2	3	4	5
17	I feel that we do a good job of managing our finances.	1	2	3	4	5
18	I feel that I should never have married my partner.	1	2	3	4	5
19	I feel that my partner and I get along very well together.	1	2	3	4	5
20	I feel that our relationship is very stable.	1	2	3	4	5
21	I feel that my partner is a comfort to me.	1	2	3	4	5
22	I feel that I no longer care for my partner.	1	2	3	4	5
23	I feel that the future looks bright for our relationship.	1	2	3	4	5
24	I feel that our relationship is empty.	1	2	3	4	5
25	I feel there is no excitement in our relationship.	1	2	3	4	5

SECTION J

COMMUNICATION

Directions: Read each of the following statements and please circle the number which best indicate your beliefs. Please answer all the questions. Answer as true as possible as there are no correct or incorrect answers. When circling your response, please keep in mind the following key:

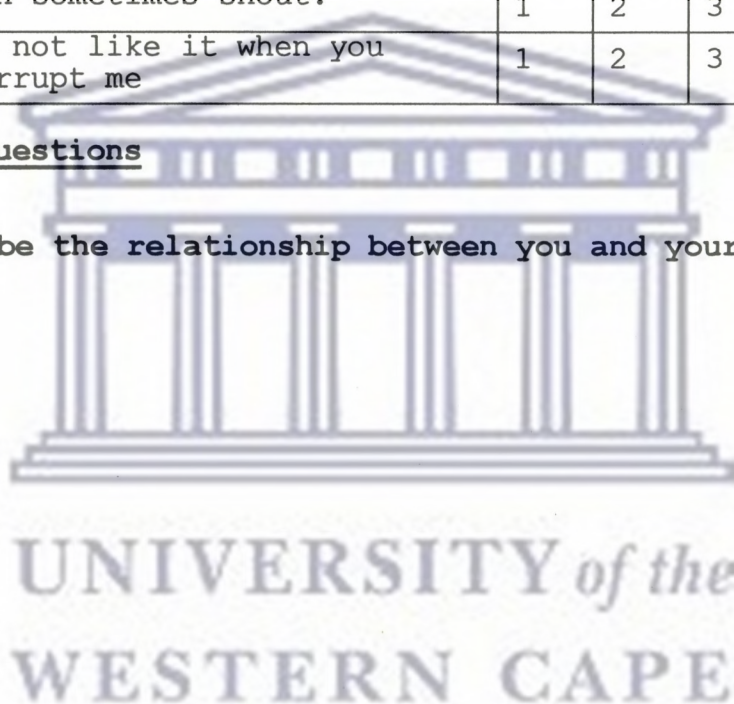
- A - Agree
- D - Disagree
- N - Neutral

		A	D	N
1	Let us share our experiences, ask me what I have done and tell me what you did.	1	2	3

2	I will like to show my feelings without being scared that you will criticise me.	1	2	3
3	You should not ask for so much.	1	2	3
4	You should not assume what I need without finding out if you are right.	1	2	3
5	You should not judge me.	1	2	3
6	Never lie to me.	1	2	3
7	I will like it if you can guess what I need without me having to tell you.	1	2	3
8	I wish that you will learn to listen to me.	1	2	3
9	I can sometimes shout.	1	2	3
10	I do not like it when you interrupt me	1	2	3

Interview Questions

1. Describe the relationship between you and your partner.



NAVORSINGSGROEP VRAELYS/ ONDERHOUD

Hierdie vraelys en onderhoud is ontwerp om vroue en mans se persepsie te bepaal ten opsigte van die effek wat werkloosheid van die manlike maat op geslagsrolwaarneming, en maat verhoudings het. U sieninge omtrent hierdie kwessie sal hoogs waardeur word, aangesien dit sal help om die navorsingsproses te vergemaklik.

U reaksies sal as vertroulik hanteer word en u identiteit sal anoniem bly.

Baie dankie vir u samewerking in hierdie navorsing en ons is oortuig dat die bevindinge die werklose gemeenskap sal bevoordeel.



UNIVERSITY *of the*
WESTERN CAPE

AFDELING A

Biografiese Informasie

Aanwysings:

Merk asseblief die geskikte item in elke area. Baie dankie

1. Ouderdom

- | | | |
|-------------|------------|------------|
| 1. onder 25 | 3. 35 - 44 | 5. 55 - 65 |
| 2. 25 - 34 | 4. 45 - 54 | 6. 65+ |

2. Verhouding Status

- | | | |
|------------|---------------------|-----------|
| 1. Getroud | 3. Enkele | 5. Geskei |
| 2. Saambly | 4. Weduwee/Wewenaar | 6. Ander |

3. In watter area in Bellville is u woonagtig ?

1.

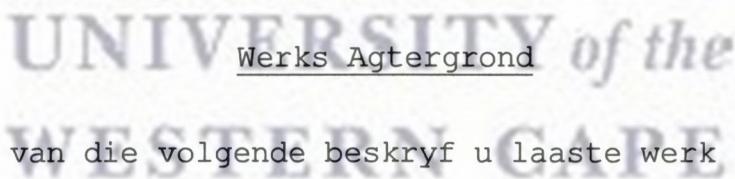
4. Huis Taal

- | | |
|--------------|-------------------------|
| 1. Afrikaans | 3. Afrika/Inheemse taal |
| 2. Engels | 4. Ander |

5. Hoogste Opvoedingsvlak

- | | | |
|-------------|--------------------|----------|
| 1. ST 0 - 5 | 3. ST 9 - 10 | 5. Graad |
| 2. ST 6 - 8 | 4. ST 10 + Diploma | 6. Ander |

AFDELING B



Werks Agtergrond

6. Watter van die volgende beskryf u laaste werk die beste ?

- | | | |
|-----------------------|-------------|---------------|
| 1. ongeskool | 4. Verkope | 7. Semi-Prof. |
| 2. Semi-geskool | 5. Klerklik | 8. Prof. |
| 3. Ongeskoolde Vakman | 6. Admin. | 9. Ander |

7. Hoe lank het u daardie posisie bekleed ?

- | | |
|--------------------|-----------------|
| 1. Minder as 6 mnd | 3. 1 - 2jr |
| 2. 6mnd - 1 jr | 4. meer as 2 jr |

8. Hoe het u, u laaste werk verloor ?
- | | |
|------------------------|------------------------|
| 1. Vrywillige uittrede | 3. Afgedank |
| 2. Oorbodigheid | 4. Ander (spesifiseer) |
9. Sal U daarvan hou om te werk
1. Ja
 2. Nee
10. Hoe lank is u al werkloos ?
- | | | |
|-------------|---------------|---------------|
| 1. 0 - 2mnd | 4. 9 - 12mnd | 7. 21 - 24mnd |
| 2. 3 - 5mnd | 5. 13 - 16mnd | 8. 25 - 28mnd |
| 3. 6 - 8mnd | 6. 17 - 20mnd | 9. 29 - meer |
11. Spesifiseer die aantal kere wat u voorheen werkloos was ?
- | | | |
|----------|---------|----------------|
| 1. Nooit | 3. twee | 5. Vier |
| 2. Een | 4. Drie | 6. Vyf of meer |
12. Hoeveel aansoeke vir indiensneming was onsuksesvol sedert u werkloos is ?
- | | | |
|---------|----------|---------------|
| 1. Geen | 3. 2 | 5. 6 - 10 |
| 2. 1 | 4. 3 - 5 | 6. meer as 10 |
13. Wat is u maat se werkstatus ?
- | | | |
|-----------------|-------------|---------------|
| 1. Werkloos | 4. Verkope | 7. Semi-prof. |
| 2. Geskool | 5. Admin. | 6. Prof. |
| 3. Semi-geskool | 6. Huisvrou | 9. Ander |
14. Aantal familieledede afhanklik van u inkomste ?
- | | | |
|---------|---------|----------------|
| 1. Geen | 3. Twee | 5. Vier |
| 2. Een | 4. Drie | 6. Vyf of meer |
15. Hoe onderhou u uself sedert u werkloos is ?
- | | |
|--------------------------------------|------------------------|
| 1. Werklose voordeel | 4. Pensioen |
| 2. Gratifikasie/Uitbetaal deur firma | 5. Inkomste van maat |
| 3. Spaargelde | 6. Ander (spesifiseer) |

AFDELING C

Werkloosheid en die Familie

16. Wat beskou U as die mees indrukwekkendste gevolge wat werkloosheid op u het ?

- | | |
|--------------------------|---|
| 1. Geen geld | 5. Verlies van selfvertroue
(confidence) |
| 2. Meer familieprobleme | 6. Verveeldheid (Bored) |
| 3. Gaan nie meer uit nie | 7. Depressie |
| 4. Dieselfde | 8. Ander (spesifiseer) |

17. Is daar enige positiewe aspekte verbonde aan u werkloosheid

1. 'n Kans om "hobbies" te hê.
2. Meer tyd om met familie te spandeer.
3. 'n Kans om 'n nuwe werk te kry.
4. Geen positiewe aspekte.
5. 'n Kans om 'n nuwe "trade" te leer.
6. Ander (spesifiseer)

18. Hoeveel het U verdien voor u werkloosheid ?

19. Hoeveel geld kry u nou ? (Kan U vir my se van al die geld wat u inkry deur die week ?)



UNIVERSITY *of the*
WESTERN CAPE

AFDELING D

Geslagsrol Oortuiging Skaal/Geslagsrol Persepsie

Vraelys

Aanwysings: Lees elk van die volgende stellings en sirkel asseblief die nommer wat die beste u oortuiging aandui.

Antwoord asseblief al die vrae.

Antwoord so eerlik as moontlik sienedat daar geen regte of verkeerde antwoorde is nie. Wanneer u die antwoorde sirkel onthou die volgende sleutel:

1. SS - Stem Saam
2. SNS - Stem Nie Saam
3. N - Neutraal

		A	D	N
1.	Ons behoort take gelyk op te deel tussen ons.	1	2	3
2.	My behoort eerste te kom.	1	2	3
3.	Jy behoort ons sosiale lewe te beplan.	1	2	3
4.	Jy behoort die een te wees wie vriende oornooi.	1	2	3
5.	Jy behoort die een te wees wie verantwoordelik is vir die kinders se opvoeding.	1	2	3
6.	Ons is nou gelyk op verantwoordelik vir take.	1	2	3
7.	Ek sal verantwoordelik wees vir die agterplaas en die tuinwerk.	1	2	3
8.	Jy behoort verantwoordelik te wees vir huishoudelike herstelwerk.	1	2	3
9.	My werk is om te verdien om vir my familie te voorsien.	1	2	3
10.	Ek sal verantwoordelik wees vir die versiering van ons huis.	1	2	3
11.	Ons sal die kook van voedsel deel.	1	2	3
12.	Voor my maat se werkloosheid het ons take gelyk op tussen ons verdeel.	1	2	3

ONDERHOUD VRAE

1. Dink u dat as 'n man finansiëel bydra of nie tot die familie, dit sy rol affekteer.

AFDELING E

BESLUITNEMING

Aanwysings: Onderaan sal u 'n lys vind wat in tien areas verdeel is. In die spasies aangedui aan die regterkant van elke stelling moet u en u maat antwoord:

1. SS - Stem Saam
2. SNS - Stem Nie Saam
3. N - Neutraal

		SS	SNS	N
1	Ek sal daarvan hou om die een te wees wie die belangrike besluite maak.	1	2	3
2.	Laat ons oor alles praat en altyd gesamentlike besluite neem.	1	2	3
3.	Ek is gereed om te jok, om te koop en te afpers net om my weg te kry.	1	2	3
4.	Laat ons vooraf besluit wie besluite sal neem in elke area van ons lewe tesame.	1	2	3
5.*	Laat ons probeer om dinge uit te praat om tot 'n punt te kom.	1	2	3
6.*	Wanneer ons nie saam stem ("agree") oor groot punte nie laat ons gaan na iemand met meer ondervinding ("experience") vir hulp.	1	2	3
7.	Ons behoort te probeer om in te gee sonder om te probeer om mekaar "terrug te kry".	1	2	3
8.	Wanneer ons nie saam stem nie, behoort ons 'n geldstuk op te skiet in orde om tot 'n besluit te kom.	1	2	3
9.	Ek wil he dat jy die verantwoordelikheid moet dra om ons besluite te neem.	1	2	3
10.	In orde om tesame te bly behoort ons saam te stem oor alles	1	2	3

ONDERHOUD VRAE

1. Beskryf hoe besluitneming plaasvind tussen maat.

AFDELING F
FINANSIES

Aanwysings: Onderaan sal u 'n lys vind wat in tien areas verdeel is. In die spasies aangedui aan die regterkant van elke stelling moet u en u maat antwoord:

1. SS - Stem Saam
2. SNS - Stem Nie Saam
3. N - Neutraal

		SS	SNS	N
1.	Ons behoort aparte bank rekeninge te he.	1	2	3
2.	Ons behoort al ons huishoudelike uitgawes saam te beplan.	1	2	3
3.*	My maat behoort verantwoordelik te wees vir maandelikse rekeninge.	1	2	3
4.	Ek sal besluit wat ons uitgawes behoort te wees.	1	2	3
5.	Ek wil nie elke keer behoort te rapporteer aan jou wanneer ek geld spandeer nie.	1	2	3
6.	Ons behoort elk 'n bietjie geld te he vir persoonlike gebruik om te spandeer op enige manier wat ons wil.	1	2	3
7.	Ons behoort elke eksra pennie in 'n spaarrekening te plaas.	1	2	3
8.	Ons behoort 'n maandlikse rekord te hou van uitgawes.	1	2	3
9.	Ons behoort slegs kontant aankope te maak en nie op krediet koop nie.	1	2	3
10.	Ons spandeer ons geld soos ons wil, geniet vandag en wees nie bekommerd oor more nie.	1	2	3

ONDERHOUD VRAE

1. Hoe voel jy behoort finansies gehanteer te word tussen maats ?
2. Beskryf die finansiële hantering tussen jou en jou maat.

AFDELING G
ARBEID

Aanwysings: Onderaan sal u stellings vind wat beantwoord moet word. In die spasies aangedui aan die regterkant van die tabel moet u elke stelling beantwoord:

1. AM - Altyd die man
2. MMV- Man meer as vrou
3. MV - Man en vrou dieselfde
4. VMM- Vrou meer as man
5. AV - Altyd die vrou

1. As altwee maats werk, wie in u opinie behoort die volgende te doen

		AM	MMV	MV	VMM	AV
1	Kos maak	1	2	3	4	5
2	Skottelgoed opwas	1	2	3	4	5
3	"Shopping"	1	2	3	4	5
4	Wasgoed was	1	2	3	4	5
5	Huis skoonmaak	1	2	3	4	5
6	Kinders oppas	1	2	3	4	5

2. As die man werkloos is wie in u opinie behoort die volgende te doen ?

		AM	MMV	MV	VMM	AV
1	Kos maak	1	2	3	4	5
2	Skottelgoed opwas	1	2	3	4	5
3	"Shopping"	1	2	3	4	5
4	Wasgoed was	1	2	3	4	5
5	Huis skoonmaak	1	2	3	4	5
6	Kinders oppas	1	2	3	4	5

ONDERHOUD VRAE

1. Beskryf die divisie van take tussen maats.

AFDELING H
INDEKS OOR FAMILIE VERHOUDINGS

Aanwysings: Lees elk van die volgende stellings en sirkel asseblief die nommer wat die beste u oortuiging aandui. Antwoord asseblief al die vrae. Antwoord so eerlik as moontlik sienedat daar geen regte of verkeerde antwoorde is nie. Wanneer u die antwoorde sirkel onthou die volgende sleutel:

1. S/N - Skaars of nooit
2. BT - Bietjie
3. S - Soms
4. B - Baie
5. M - Meeste

		S/N	BT	S	B	M
1*	Die lede van my familie gee om vir mekaar.	1	2	3	4	5
2.*	Lede van my familie was werklik goed teenoor mekaar voordat ek werkloos geraak het.	1	2	3	4	5
3	Ek dink my familie is uitstekend.	1	2	3	4	5
4	My familie werk op my senuwees.	1	2	3	4	5
5	Ek geniet werklik my familie.	1	2	3	4	5
6	Ek kan werklik op my familie staatmaak.	1	2	3	4	5
7	Ek gee werklik nie om om rondom my familie te wees nie.	1	2	3	4	5
8	Ek wens ek was nie deel van die familie nie.	1	2	3	4	5
9	Ek kom goed oor die weg met my familie.	1	2	3	4	5
10	Familie lidmate behoort regtig goed te wees teenoor mekaar.	1	2	3	4	5
11.*	Voor my werklooshied was die lewe in my familie oor die algemeen onsmaklik.	1	2	3	4	5
12	Lede van my familie stry te veel.	1	2	3	4	5
13	Daar is geen gevoel van nabyheid in my familie nie.	1	2	3	4	5

14	Ek voel soos 'n vreemdeling in my familie.	1	2	3	4	5
15	My familie verstaan my nie.	1	2	3	4	5
16	Daar is te veel haat in my familie.	1	2	3	4	5
17 *	Lede van my familie is werklik goed teenoor mekaar.	1	2	3	4	5
18	My familie word baie gerespekteerd deur diegene wie ons ken.	1	2	3	4	5
19	Daar blyk om baie wrywing (tention) in my familie te wees.	1	2	3	4	5
20	Daar is baie liefde in my familie.	1	2	3	4	5
21 *	Lede van my familie kom goed oor die weg.	1	2	3	4	5
22 *	Die lewe in my familie is oor die algemeen onsmaklik.	1	2	3	4	5
23	My familie is vir my 'n groot plesier.	1	2	3	4	5
24 *	Ek voel trots op my familie.	1	2	3	4	5
25 *	Ander families lyk soos hulle beter oor die weg kom as ons sin.	1	2	3	4	5
26 *	My familie is werklik 'n bron van aanmoediging (support) vir my.	1	2	3	4	5
27	Ek voel nie deel van my familie nie.	1	2	3	4	5
28	My familie is ongelukkige.	1	2	3	4	5

ONDERHOUD VRAE

1. Beskryf familie verhoudinge.

AFDELING I
INDEKS OOR MAAT SATISFAKSIE

Aanwysings: Lees elk van die volgende stellings en sirkel asseblief die nommer wat die beste u oortuiging aandui. Antwoord asseblief al die vrae. Antwoord so eerlik as moontlik siene dat daar geen regte of verkeerde antwoorde is nie. Wanneer u die antwoorde sirkel onthou die volgende sleutel:

- 1. S/N - Skaars of nooit
- 2. BT - Bietjie
- 3. S - Soms
- 4. B - Baie
- 5. M - Meeste

		S\N	BT	S	B	M
1	Ek voel dat my maat liefdevol genoeg is.	1	2	3	4	5
2	Ek voel dat my maat my sleg behandel.	1	2	3	4	5
3	Ek voel dat my maat vir my omgee.	1	2	3	4	5
4*	Ek voel dat ek nie dieselfde maat sou kies as ek dit weer oor sou doen nie.	1	2	3	4	5
5	Ek voel dat ek my maat kan vertrou.	1	2	3	4	5
6.	Ek voel dat ons verhouding is besig om op te breek.	1	2	3	4	5
7	Ek voel dat my maat my nie verstaan nie.	1	2	3	4	5
8*	Ek voel dat ons 'n goeie verhouding het.	1	2	3	4	5
9	Ek voel dat ons 'n gelukkige verhouding het.	1	2	3	4	5
10 *	Ek voel dat ons lewe saam baie kleurloos ("dull") is.	1	2	3	4	5
11	Ek voel dat ons baie plesier saam het.	1	2	3	4	5
12 *	Ek voel dat my maat my nie vertrou.	1	2	3	4	5
13 *	Ek voel dat ons 'n innige (intimate) verhouding het.	1	2	3	4	5

14*	Ek voel dat ek nie op my maat kan steun (depend) nie.	1	2	3	4	5
15*	Ek voel dat ons nie genoeg dinge in gemeen het nie.	1	2	3	4	5
16	Ek voel dat ons argumente en verskille goed hanteer.	1	2	3	4	5
17*	Ek voel dat ons ons finansies goed hanteer.	1	2	3	4	5
18	Ek voel dat ek nooit met my maat moes trou nie.	1	2	3	4	5
19	Ek voel dat ek en my maat goed oor die weg kom.	1	2	3	4	5
20*	Ek voel dat ons verhouding is baie stabiel (stable).	1	2	3	4	5
21*	Ek voel dat my maat 'n troos is vir my.	1	2	3	4	5
22	Ek voel dat ek nie meer vir my maat omgee nie.	1	2	3	4	5
23	Ek voel dat die toekoms helder lyk vir ons verhouding.	1	2	3	4	5
24	Ek voel dat ons verhouding leeg is.	1	2	3	4	5
25	Ek voel dat daar geen opwinding in ons verhouding is nie.	1	2	3	4	5

AFDELING J
KOMMUNIKASIE

Aanwysings: Onderaan sal u 'n lys vind wat in tien areas verdeel is. In die spasies aangedui aan die regterkant van elke stelling moet u antwoord:

1. SS - Stem Saam
2. SNS - Stem Nie Saam
3. N - Neutraal

		SS	SNS	N
1.	Laat ons ons ervaringe deel; vra my wat ek gedoen het en vertel my wat jy gedoen het.	1	2	3
2.*	Ek sal daarvan hou om my gevoelens te kan uitdruk (show) sonder om bang te wees dat jy my gaan kritiseer.	1	2	3

3.	Jy behoort nie vir so baie te vra nie.	1	2	3
4.	Jy behoort nie aan te neem wat ek nodig het sonder dat jy eers uitvind of jy reg is nie.	1	2	3
5.*	Jy behoort nie te moraliseer (judge) nie.	1	2	3
6.	Moet nooit vir my jok nie.	1	2	3
7.	Ek sal daarvan hou as jy kan raai wat ek nodig het sonder dat ek jou moet se.	1	2	3
8.	Ek wens dat jy sal leer om na my te luister.	1	2	3
9.	Ek kan somtyds skreeu.	1	2	3
10.	Ek hou nie daarvan dat jy my moet onderbreuk (interrupt) nie.	1	2	3

ONDERHOUD VRAE

1. **Beskryf** die verhoudinge (relationship) tussen jou en jou maat.



UNIVERSITY *of the*
WESTERN CAPE

Human Ecology and Dietetics
Human Ecology division
27 February 1995

Dear Respondent

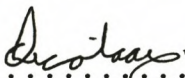
It is the aim of the department of Human Ecology and Dietetics to serve the community in every way we can. As I am a graduate student within the field of family studies I have chosen to do a research study on women's and men's perception of the effect that unemployment of the male partner has on gender role perception and partner relationships.

A questionnaire and interview questions have been developed to determine the above mentioned information and it would be appreciate if you would assist me by participation in the research. The directions for the questionnaire can be found at the top of the page and to aid in the research I encourage you to answer all the questions as honestly as possible. There are no correct or incorrect answer as you would voice your personal opinion.

The questionnaire and interview questions will be done anonymously and treated as highly confidential. All the responses will be summarized in such a manner that no details about any individual will be obtainable.

I kindly thank you for your permission to question and interview you. Your time and effort in assisting me with my research is appreciated.

Yours sincerely


.....
Celeste Nicolaai (Miss)

Anthony**Interview Questions****Role Perception**

Do you think that whether or not you contribute to the family financially it affects the way you perceive your role

Decision-making

Describe how decision-making takes place between partners

Financial management

How do you feel finances should be managed between partners

Describe financial management between you & your partner

Division of Labour

Describe the division of tasks between you & your partner

Family Relations

Describe family relations

Partner Relations

Describe the relationship between you and your partner

Role Perception

Nee. Ek bly dieselfde. As ek so is is ek so en almal moet my as die man accept, sy dink dat sy nou meer n se het.

Decision-making

Daar moet gepraat word oor dinge en dan moet ons saam besluit. Sy kan besluit oor die klein dingetjies en ek sal oor groot dinge besluit.

Financial Management

Hulle moet op alles saam decide en dan kyk of daar geld is.

Sy betaal alles want dit is haar geld.

Division of labour

Sy moet alles doen wat sy wil doen en ek sal doen wat ek moet doen. Sy doen maar so alles en ek help as sy wil he ek moet iets doen.

Family Relations

Hulle moet lief wees vir mekaar en omgee vir mekaar. Gelukkig

Partner Relation

Hulle moet partners wees en dinge saam doen. Daar moet nie dinge tussen hulle wees wat arguments kan provoke nie. Sy moet hom verstaan en wiet hoe hy oor dinge voel. Sy moet sy vrinne verstaan en luister na hom.

Ons kan nie meer praat nie. Sy verstaan en luister nie na my nie. Sy dink seker ek is nie meer goed genoeg nie.

Brendon

Interview Questions

Role Perception

Do you think that whether or not you contribute to the family financially it affects the way you perceive your role

Decision-making

Describe how decision-making takes place between partners

Financial management

How do you feel finances should be managed between partners
Describe financial management between you & your partner

Division of Labour

Describe the division of tasks between you & your partner

Family Relations

Describe family relations

Partner Relations

Describe the relationship between you and your partner

Role Perception

Nee. Dit het my miskien stiller gemaak.

Decision-making

Hulle moet saam stem oor alles. Ons stem saam oor hoe dinge gaan gebeur in die huis.

Financial Management

Hulle moet saam besluit oor geld en die man moet vir sy vrou die geld gee.

Ek gee vir haar geld om dinge mee te koop.

Division of labour

n Vrou moet doen wat sy moet en n man moet sy vrou help. Sy doen die dinge in die huis en ek doen wat sy se ek moet doen.

Family Relations

Hulle moet daar wies vir mekaar en daar moet trust wees. Die kinnars moet jou aanvaar soos hulle eie. Gelukkig

Partner Relation

Hulle moet mekaar trust en dinge uit sort. Ons het problems maar ons sort dit uit want sy wiet tog ek is lief vir haar. Sy moet net vir my probeer verstaan.

Colin

Interview Questions

Role Perception

Do you think that whether or not you contribute to the family financially it affects the way you perceive your role

Decision-making

Describe how decision-making takes place between partners

Financial management

How do you feel finances should be managed between partners
Describe financial management between you & your partner

Division of Labour

Describe the division of tasks between you & your partner

Family Relations

Describe family relations

Partner Relations

Describe the relationship between you and your partner

Role Perception

Nee, ek is ek , mos die man. Voel baie ledig en die dag gaan baie lank om.

Decision-making

Die man moet maar besluit want die vrou weet soms nie, maar n man moet luister as n vrou wil besluit oor n ding. Ons praat oor iets en gee mekaar dan n paar dae om tot n besluit te kom.

Financial Management

Die vrou moet se hoeveel geld sy gaan nodig kry en vir wat en dan moet hulle saam budget.

Ons beplan nog saam, maar die geld is so min dat dit maar baie moeilik gaan.

Division of labour

Die vrou moet wasgoed was, binne die kombuis wees en rondstaan die man moet buite in die jaart werk. Dit hang af van hoe dit is in die huis. Sy doen maar die meeste goed en ek sit n hand by waar ek kan maar toe sy siek was was ek die een wat maar na alles gekyk het. Haar suster het die wasgoed kom was maar ek het gestryk en alles.

Family Relations

Hulle moet lief wees vir mekaar, mekaar bystaan met probleme, mekaar gereeld besoek veral as daar siekte is of as iemand dood gaan. Hulle moet mekaar ook onthou by parties. Een ding van my suster , sy onthou altyd my birthday en sal sorg dat ek iets specials kry. Gelukkig.

Partner Relation

Hulle moet opreg teenoor mekaar wees, mekaar verstann en vertrou, en mekaar respekteer. Ons praat met mekaar, en kry ons probleme uit die pad uit. Ons gaan visit haar mense en ek wiet dit is baie belangrik vir haar.

Dolot

Interview Questions

Role Perception

Do you think that whether or not you contribute to the family financially it affects the way you perceive your role

Decision-making

Describe how decision-making takes place between partners

Financial management

How do you feel finances should be managed between partners
Describe financial management between you & your partner

Division of Labour

Describe the division of tasks between you & your partner

Family Relations

Describe family relations

Partner Relations

Describe the relationship between you and your partner

Role Perception

n Man en vrou bly mos dieselfde en daar is mos net een man in die huis en dit is ek. Dit sal nie verander nie al is ek ook werkloos of nie.

Decision-making

Dinge moet uitgepraat word en altwee moet hulle opinies gee. Ek laat my vrou se hoe sy oor iets voel en dan se ek haar wat ons gaan doen.

Financial Management

Hulle moet weet dat die lewe is duur en dat hulle moet geld eenkant sit vir goed soos rent en water. Die lewe is nie net lekker nie.

Ek gaan met haar elke Vrydag en dan gaan koop sy wat ons nodig het vir die week.

Division of labour

n Vrou moet binne die huis al die werke doen en n man moet buite werk.

Family Relations

Familie moet mekaar verstaan en lief wees vir mekaar, mekaar vergewe, en net daar kan wees vir mekaar. Gelukkig.

Partner Relation

Hulle moet lief wees vir mekaar. Ons is lief vir mekaar.

Eldren

Interview Questions

Role Perception

Do you think that whether or not you contribute to the family financially it affects the way you perceive your role

Decision-making

Describe how decision-making takes place between partners

Financial management

How do you feel finances should be managed between partners
Describe financial management between you & your partner

Division of Labour

Describe the division of tasks between you & your partner

Family Relations

Describe family relations

Partner Relations

Describe the relationship between you and your partner

Role Perception

Vrouens kan maar by die huis bly, hulle het tog die huis en kinnars om hul besig te hou.

Decision-making

Hulle moet saam besluit en sy moet luister as hy dan se wat gedoen gaan word. Ek sal maar niks se nie

Financial Management

Hulle moet saam besluit en weet wat daar gekoop moet word.

Ek besluit.

Division of labour

Die man moet doen wat hy kan en die vrou wat sy kan. Man en vrou werk nie dieselfde nie so daar is man en vrou werk. Die vrou doen maar mieste dinge want as sy nie besig bly nie complain sy in any case te veel.

Family Relations

Hulle moet mekaar verstaan en daar wies vir mekaar. Gelukkig.

Partner Relation

Hulle moet respek het vir mekaar sodat hulle nie mekaar for granted neem nie. Hulle moet ook met mekaar hulle problems kan share. Ons het n goeie verhouding en ek wiet hoe sy voel en sy verstaan my.

Faroek

Interview Questions

Role Perception

Do you think that whether or not you contribute to the family financially it affects the way you perceive your role

Decision-making

Describe how decision-making takes place between partners

Financial management

How do you feel finances should be managed between partners
Describe financial management between you & your partner

Division of Labour

Describe the division of tasks between you & your partner

Family Relations

Describe family relations

Partner Relations

Describe the relationship between you and your partner

Role Perception

Nee. Ek voel useless want daar is nie geld nie, omdat ek nie n werk kan kry nie.

Decision-making

Ons praat oor dinge en as ons dan besluit weet ons dit is n regte besluit as altwee gelukkig is. Ons sal aanhou debateer tot ons altwee gelukkig is.

Financial Management

Die finansies moet gelykop gedeel word.

Sy is tevrede.

Division of labour

Take moet gelykop verdeel word. My vrou werk binne en ek buite.

Family Relations

Hulle moet goed wees teenoor mekaar, mekaar respekteer, en mekaar liefwees. Ongelukkig by tye.

Partner Relation

Hulle moet liefwees vir mekaar en daar wies vir mekaar as die een die ander een nodig het. Hulle moet mekaar trust en kan praat oor probleme wat hulle het. Ons is oraaait. Ek weet sy is lief vir my en vir die kinnars is sy baie goed. Sy weet net nie om met geld die regte way te werk nie. Maar sy weet hoe om vir die family te sorg en dit is wat belangrik is.

Geoffrey

Interview Questions

Role Perception

Do you think that whether or not you contribute to the family financially it affects the way you perceive your role

Decision-making

Describe how decision-making takes place between partners

Financial management

How do you feel finances should be managed between partners
Describe financial management between you & your partner

Division of Labour

Describe the division of tasks between you & your partner

Family Relations

Describe family relations

Partner Relations

Describe the relationship between you and your partner

Role Perception

n Man moet die hoof in die huis wees en dit is mos hoe dit moet wees.

Decision-making

Jy moet saam besluit. My vrou besluit maar na ek vir haar se wat sy moet doen.

Financial Management

Niks te se.

Moet ek al die vrae antwoord

Division of labour

Altwee moet werk in die huis. Daar is mos niks verkeerd met n man wat werk nie. Sy doen haar dinge en ek myne.

Family Relations

Daar moet liefde wees, vrede, suster en broer moet mekaar mee kan saamleef en mekaar verstaan. Gelukkig

Partner Relation

Dit moet goed wees en hulle moet mekaar goed ken voor hulle trou.
Dit is n goeie relationship en ek sal met haar trou.

Heddon

Interview Questions

Role Perception

Do you think that whether or not you contribute to the family financially it affects the way you perceive your role

Decision-making

Describe how decision-making takes place between partners

Financial management

How do you feel finances should be managed between partners
Describe financial management between you & your partner

Division of Labour

Describe the division of tasks between you & your partner

Family Relations

Describe family relations

Partner Relations

Describe the relationship between you and your partner

Role Perception

Solank hy die respect kry wat hy moet het sal n man voel soos n man, maar as hulle hom in die ronte neuk en op sy kop wil sit omdat hy nie werk nie gaan hy mos bad voel. Nie eintlik nie. Ek voel net sleg omdat my vrinne nie meer so bbaie kom nie maar even dit verstaan ek ok want ons job mos nie meer saam nie.

Decision-making

Hulle moet saam besluit. Sy besluit as dit kom by dingetjies wat die kinders miskien vir haar vra, maar oor die meeste goed vra sy my en dan besluit ons saam.

Financial Management

Hulle moet hulle geldsake honest oor wees en saam besluit oor dinge.

Ons is so.

Division of labour

n Man is mos die man, dis mos vrouwen's werk om binne die huis te wees.

Family Relations

Hulle moet daar wees vir mekaar en liefwees vir mekaar. Hulle moet vas wees en mekaar understand. Gelukkig.

Partner Relation

Man en vrou moet een wees, hulle moet saam besluit en die liefde moet daar wees. Hulle moet mekaar vertrou en nie dinge wegsteek nie. Ons is lief vir mekaar en kom mooi oor die weg.

Ismail

Interview Questions

Role Perception

Do you think that whether or not you contribute to the family financially it affects the way you perceive your role

Decision-making

Describe how decision-making takes place between partners

Financial management

How do you feel finances should be managed between partners
Describe financial management between you & your partner

Division of Labour

Describe the division of tasks between you & your partner

Family Relations

Describe family relations

Partner Relations

Describe the relationship between you and your partner

Role Perception

Nee. Die Here het hom dan so gemaak. Hy is mos nie n moffie nie.

Decision-making

Ek en my vrou praat oor alles en dan besluit ons saam.

Financial Management

Hulle moet hulle geld saam gooi en al die nodige dinge koop.

Ek en sy kyk waar ons geld kan kry en dan koop ons wat ons nodig het.

Division of labour

Hulle moet mekaar help. Kyk as my vrou siek is sal ek haar help maar n vrou moet wiet wat sy moet doen.

My vrou doen alles as ek n job kry maar sy wil maar alles doen want dit hou haar besig.

Family Relations

Hulle moet mekaar bystaan, ondersteun en mekaar respekteer. Kinnere moet hulle ma en pa onderdanig wees en liefwees vir hulle family. Gelukkig

Partner Relation

Hulle moet mekaar lief het en nie jaloers wees op mekaar nie. Hulle moet alles deel en daar wees vir mekaar. Ons is lief vir mekaar en ek sal nie n anner een wil he nie.

Jason

Interview Questions

Role Perception

Do you think that whether or not you contribute to the family financially it affects the way you perceive your role

Decision-making

Describe how decision-making takes place between partners

Financial management

How do you feel finances should be managed between partners
Describe financial management between you & your partner

Division of Labour

Describe the division of tasks between you & your partner

Family Relations

Describe family relations

Partner Relations

Describe the relationship between you and your partner

Role Perception

Voel nie soos n man , hy kan mos nou nie gee en provide soos n man moet nie. Kyk dit is maar net soos die lewe is . n man moet mos die brood in die huis bring en die vrou moet dit mos maak. Dit hang af van hoe ons lewe en hoe sy my treat, dan maak dit nie so saak wheter ek werk of nie.

Decision-making

Saam besluit. Ons werk saam en besluit saam.

Financial Management

Niks

Ek gee die geld vir haar en dan gee sy vir my sak geld.

Division of labour

Daar is mos nie nog baie wat n mens kan se hoe nie. Die man moet mos buite werk en die vrou binne. Dit is mos hoe dit is en n mens geleer word. Sy werk binne in die kitchen en so aan en ek help haar en werk mos in die jaart.

Family Relations

n Familie is dan een, hulle moet mekaar verstaan en liefwees. Gelukkig.

Partner Relation

Die relationship moet gesond wees, en daar moet standvastigheid wees. Die beste van ons jare le nog voor en dit was n goeie huwelik tot nou toe.

Kevin

Interview Questions

Role Perception

Do you think that whether or not you contribute to the family financially it affects the way you perceive your role

Decision-making

Describe how decision-making takes place between partners

Financial management

How do you feel finances should be managed between partners
Describe financial management between you & your partner

Division of Labour

Describe the division of tasks between you & your partner

Family Relations

Describe family relations

Partner Relations

Describe the relationship between you and your partner

Role Perception

N man moet sy geld afgee vir sy vrou en dan moet hulle saam besluit oor dit . Hy bly mos dan n man as hy dit doen al kry hy net geld vir casuals somewhere. Dit worry my verskriklik.

Decision-making

Elkeen moet se wat is op sy mind en dan besluit mense saam. Alles praat ons oor first en dan decide ons saam.

Financial Management

Weet nie, seker dinge plan.

Ons budget saam.

Division of labour

Dit moet gelykop verdeel word. My vrou doen die werk binne die huis en ek werk buite.

Family Relations

Ek wil nie praat oor my family nie want hulle almal is gemorste. Net my een suster gee vir my om. Ongelukkig, family moet nie kom skaam wees vir mekaar nie.

Partner Relation

Hulle moet lief wees vir mekaar. Ons is lief vir mekaar.

Lester

Interview Questions

Role Perception

Do you think that whether or not you contribute to the family financially it affects the way you perceive your role

Decision-making

Describe how decision-making takes place between partners

Financial management

How do you feel finances should be managed between partners
Describe financial management between you & your partner

Division of Labour

Describe the division of tasks between you & your partner

Family Relations

Describe family relations

Partner Relations

Describe the relationship between you and your partner

Role Perception

Nee. Ek vat nie nonsens nie . Almal luister vir my en en my vrou wiet dat ek nie kan help net oor ek nie werk het nie.

Decision-making

Saam besluit. Sy se haar se en ek myne en dan kan ons saam besluit.

Financial Management

Hulle moet hulle geld saam bring en dan mooi uitwerk wat vir wat gaan.

Ek plan maar alles, maar sy se my wat daar nodig is in die huis en wat is besig om op te raak.

Division of labour

Hulle moet saam dinge doen.
Waar sy nie kan n ding doen nie spring ek maar in.

Family Relations

Lief wees vir mekaar. Gelukkig.

Partner Relation

Hulle moet mekaar verstaan en saam besluit oor dinge, dan sal daar nooit floppe kom nie. Dit moet maar aangaan soos dit is, is n bietjie huppel en stoot maar wat kan ons doen. Dit is die ou werk storie.

Moegamat

Interview Questions

Role Perception

Do you think that whether or not you contribute to the family financially it affects the way you perceive your role

Decision-making

Describe how decision-making takes place between partners

Financial management

How do you feel finances should be managed between partners
Describe financial management between you & your partner

Division of Labour

Describe the division of tasks between you & your partner

Family Relations

Describe family relations

Partner Relations

Describe the relationship between you and your partner

Role Perception

Ek wittie. Ek voel dieselfde.

Decision-making

n Man moet besluit oor dinge wat hy wiet en n vrou oor dinge wat sy wiet en dan moet hulle nog altyd ook saam besluit oor dinge. Ons besluit so. Sy wiet wat reg is vir die kinnars maar sy vra my altyd.

Financial Management

Moet saam spaar en al hulle geld saamsit.

Sy hanteer die geld goed.

Division of labour

Dit moet eweredig wees. Ek en sy is verantwoordelik vir sekere take.

Family Relations

Hulle moet daar wees vir mekaar en mekaar verstaan, hulle moet ook altyd dieselfde wees teenoor mekaar. Gelukkig, ek wiet nie wat ek sonder my family sou doen nie.

Partner Relation

Dit moet eerlik en opreg wees. Ons gaan saam kerk toe en doen alles saam.

Nevil

Interview Questions

Role Perception

Do you think that whether or not you contribute to the family financially it affects the way you perceive your role

Decision-making

Describe how decision-making takes place between partners

Financial management

How do you feel finances should be managed between partners
Describe financial management between you & your partner

Division of Labour

Describe the division of tasks between you & your partner

Family Relations

Describe family relations

Partner Relations

Describe the relationship between you and your partner

Role Perception

n Man moet vir sy family sorg. Ek voel net eggie as sy so nag want ek is mos heeldag by die huis so sy hou aan en aan met dieselfde ding.

Decision-making

Hulle moet sake uitpraat en saam besluit. Ons erken mekaar in elke decision wat daar gemaak word

Financial Management

Hulle moet saam kom en hulle geld bespreek.

Sy kom se my wat sy met die geld gedoen het.

Division of labour

Hulle moet mekaar help met alles. Ons help mekaar.

Family Relations

Hulle moet liefdevol wees teenoor mekaar, mekaar respekteer en goed wees vir mekaar. Ek se altyd my family weet hoe om te deel. Gelukkig.

Partner Relation

Hulle moet loving wees en weet dat dit for better or wors is. Ons is baie naby mekaar.

Owen

Interview Questions

Role Perception

Do you think that whether or not you contribute to the family financially it affects the way you perceive your role

Decision-making

Describe how decision-making takes place between partners

Financial management

How do you feel finances should be managed between partners
Describe financial management between you & your partner

Division of Labour

Describe the division of tasks between you & your partner

Family Relations

Describe family relations

Partner Relations

Describe the relationship between you and your partner

Role Perception

n Man is dan die broodwinner en die een en die een wat ddie family moet op depend. Nee obviously voel ek bad maar n mens kan mos net die government blame wat nie werk vir n mens wil gee nie maar al die swartes kry mos nou werk meer as wat ons mense werk kry.

Decision-making

Partners moet saam besluit within a marriage. Hulle is mos nou een. Ek sal sake voorle en sy ok en dan sal ons daarvoor praat en tot n besluit kom.

Financial Management

Die geld tussen hulle moet opgedeel word om vir alles te betaal.

Wil nie antwoord.

Division of labour

Seker gelykop, maar ek wiet nie of dit altyd sal werk nie. Ons werk maar altwee, sy in die huis en ek doen wat sy vra.

Family Relations

Hulle moet sorg vir mekaar en daar wees vir mekaar. Gelukkig.

Partner Relation

Hulle moet reguit met mekaar wees. Sy het my lief en sal enige iets vir my doen.

Peter

Interview Questions

Role Perception

Do you think that whether or not you contribute to the family financially it affects the way you perceive your role

Decision-making

Describe how decision-making takes place between partners

Financial management

How do you feel finances should be managed between partners
Describe financial management between you & your partner

Division of Labour

Describe the division of tasks between you & your partner

Family Relations

Describe family relations

Partner Relations

Describe the relationship between you and your partner

Role Perception

Moet ek vra ook antwoord. Dit gaan te lank vat ek sal maar net die ander antwoord.

Decision-making

Hulle moet seker maar dinge uitpraat. Ons neem saam besluite.

Financial Management

Die man moet vir sy vrou sy geld gee en dan moet hulle saam besluit hoe hulle gaan budget.

Ek doen dit.

Division of labour

Die vrou moet in die kombuis werk en die man moet buite werk. Ons doen altwee ons deel, sy werk binne en ek werk buite.

Family Relations

Altyd vriendelik en liefdevol wees, hulle moet sagmoedig wees, mekaar help met mekaar se probleme. Ongelukkig. Daar het te veel dinge tussen ons gebeur wat seker nooit sal regkom nie.

Partner Relation

Hulle moet mekaar vertrou en nie in die ronte kyk nie. Hulle moet liefwees vir mekaar en mekaar verstaan. Ons kom goed oor die weg.

Quentin

Interview Questions

Role Perception

Do you think that whether or not you contribute to the family financially it affects the way you perceive your role

Decision-making

Describe how decision-making takes place between partners

Financial management

How do you feel finances should be managed between partners
Describe financial management between you & your partner

Division of Labour

Describe the division of tasks between you & your partner

Family Relations

Describe family relations

Partner Relations

Describe the relationship between you and your partner

Role Perception

Nee. Ek voel sleg maar wat kan ek doen.

Decision-making

Hulle moet saam besluit dan nie nog die family wil inroep nie. Ons praat oor dinge en dan praat ons maar tot alby instem oor wat gedoen gaan word.

Financial Management

Hulle moet vooruit weet wat daar met die geld gedoen gaan word.

Ons kyk maar hoe ons die geld kan laat rek.

Division of labour

Daar is mos n way, die vrou moet binne wees en n man moet buite werk. Dit is soos ons werk.

Family Relations

Hulle moet mekaar lief het en mekaar verdra. Ons verstaan mekaar hoekom dink jy ons is dan nog saam.

Partner Relation

Hulle moet eerlik wees, mekaar lief het en saam dinge doen soos uitgaan en kerk toe gaan. Ons verlang na mekaar as ek miskien weggaan maar ek weet dat ek haar kan trust en dat sy alles in orde sal hou tot ek terug kom.

Ronald

Interview Questions

Role Perception

Do you think that whether or not you contribute to the family financially it affects the way you perceive your role

Decision-making

Describe how decision-making takes place between partners

Financial management

How do you feel finances should be managed between partners
Describe financial management between you & your partner

Division of Labour

Describe the division of tasks between you & your partner

Family Relations

Describe family relations

Partner Relations

Describe the relationship between you and your partner

Role Perception

n Man bly n man en n vrou bly n vrou. Ek is dieselfde want sy het my mos so getrou.

Decision-making

n Man en vrou moet praat oor dinge en dan saam besluit. Alles word vir my gevra en dan besluit ek mos. As my vrou wil besluit dan se sy so en ek luister na haar.

Financial Management

Die man moet vir die vrou se waarvoor hy wil geld he en die vrou moet vir hom ook se. Hulle moet dan kyk wat hulle kan bekostig en wat nie.

Ek gee die geld vir haar en sy werk maar daarmee, dit lyk soos die geld langere hou as sy met dit werk.

Division of labour

Ek is moeg van al die vrae

Family Relations

Hulle moet omgee vir mekaar en die family bond moet altyd daar wees. Gelukkig.

Partner Relation

Ok

Shamsodien

Interview Questions

Role Perception

Do you think that whether or not you contribute to the family financially it affects the way you perceive your role

Decision-making

Describe how decision-making takes place between partners

Financial management

How do you feel finances should be managed between partners
Describe financial management between you & your partner

Division of Labour

Describe the division of tasks between you & your partner

Family Relations

Describe family relations

Partner Relations

Describe the relationship between you and your partner

Role Perception

Altwee moet werk maar as die een nie werk nie mean dit nie dat hy nou nie meer die man is nie. Omdat ek nie werk nie voel ek sleg maar ek wiet dat ek het nog die major se in die huis en my vrou respect my nog.

Decision-making

Hulle moet saam praat en eerlik wees oor wat hulle wil he. Ons praat saam en dan besluit ons saam.

Financial Management

Dit moet spaarsamig gebruik word.

My vrou en ek werk alles saam uit.

Division of labour

As die vrou by die huis bly dan mmoet sy alles doen wat n vrou moet doen maar as sy werk dan moet haar man haar help. My vrou werk so ek help haar met haar werk in die huis.

Family Relations

Hulle moet gelukkig wees, eerlik wees teenoor mekaar, mekaar vertrou en liefwees vir mekaar. Gelukkig.

Partner Relation

Die liefde is genoeg maar n man moet ook darem n werk het. Ons survive.

Tyrone

Interview Questions

Role Perception

Do you think that whether or not you contribute to the family financially it affects the way you perceive your role

Decision-making

Describe how decision-making takes place between partners

Financial management

How do you feel finances should be managed between partners
Describe financial management between you & your partner

Division of Labour

Describe the division of tasks between you & your partner

Family Relations

Describe family relations

Partner Relations

Describe the relationship between you and your partner

Role Perception

Ofcause affect dit hom . Dit is dan wat sy duty is . Hoe dink jy moet n man dan voel as hy wiet hy moet meer doen vir sy vrou en family.

Decision-making

n Vrou moet wiet dan sy kan oor dinge decide maar sy moet altyd vir haar man vra hoe hy voel oor dinge. Ons praat saam oor dinge en dan laat ek haar maar decide oor klein dinge. Sy wiet ek laik nie gebothet wees met klein dinge nie dit moet sy oor besluit.

Financial Management

Die man moet sy geld netso afgee en dan moet hulle saam besluit.

Ek gee haar my geld, weet jy nou al al die jare en jy wiet dit is nie almal wat dit doen nie. Ons besluit dan saam wat met die geld gaan gebeur.

Division of labour

n Vrou is binne en n man buite, dit is soos dit moet wies. My vrou wil alles doen want niks wat ek doen in die huis is reg in any case nie so dan moet sy maar doen wat sy wil.

Family Relations

Ons moet liefwees vir mekaar en mekaar vertrou, ons moet ook reg lewe met mekaar. Gelukkig.

Partner Relation

Hulle moet liefdevol wees. Ons is gelukkig en het mekaar lief.

Uwen

Interview Questions

Role Perception

Do you think that whether or not you contribute to the family financially it affects the way you perceive your role

Decision-making

Describe how decision-making takes place between partners

Financial management

How do you feel finances should be managed between partners

Describe financial management between you & your partner

Division of Labour

Describe the division of tasks between you & your partner

Family Relations

Describe family relations

Partner Relations

Describe the relationship between you and your partner

Role Perception

Nee, ek kan nie meer so goed slaap nie want ek het nou so baie worries.

Decision-making

Hulle moet kan praat en dan besluit, daar moet nie gestry word en n gebakleiering wees nie. Ons praat saam en dan besluit ons. As daar iets is wat sy gedoen wil he dan sal ek dit doen en net so is sy met my.

Financial Management

Niks

Niks

Division of labour

Daar is n man se werk en n vrou se werk. Ek doen wat ek kan om die huis. As sy help wil he sal ek dit doen, maar sy werk maar self.

Family Relations

Hulle moet mekaar vergewe en goed wees vir mekaar. My familie het te veel dinge gehad. My pa het my geslaan, my ma het weggeloop en altwee my broers is alkeys. Ek kan nie met hulle praat nie. Dit is mos nie n family life wat n man op kan trots wees nie maar nou ja family is family.

Partner Relation

Hulle moet eerlik wees met mekaar en nie jaloers wees nie. Dit is daar waar trust inkom. Ons is baie intemite en sy laat ons saam bid oor dinge en ons is lief vir mekaar.

Vensel

Interview Questions

Role Perception

Do you think that whether or not you contribute to the family financially it affects the way you perceive your role

Decision-making

Describe how decision-making takes place between partners

Financial management

How do you feel finances should be managed between partners
Describe financial management between you & your partner

Division of Labour

Describe the division of tasks between you & your partner

Family Relations

Describe family relations

Partner Relations

Describe the relationship between you and your partner

Role Perception

Nee

Decision-making

Sy doen alles en ek doen dinge wat belangrik is.

Financial Management

Hulle moet saam spaar.

Goed

Division of labour

Sy moet haar werk doen en hy moet haar help. Ons werk so saam

Family Relations

Hulle moet omgee vir mekaar. Gelukkig

Partner Relation

Dit moet solit wees. Ons is stable.



UNIVERSITY of the
WESTERN CAPE

Werner

Interview Questions

Role Perception

Do you think that whether or not you contribute to the family financially it affects the way you perceive your role

Decision-making

Describe how decision-making takes place between partners

Financial management

How do you feel finances should be managed between partners
Describe financial management between you & your partner

Division of Labour

Describe the division of tasks between you & your partner

Family Relations

Describe family relations

Partner Relations

Describe the relationship between you and your partner

Role Perception

Ja, Ek moet maar nou net hier in die ronte sit en niks doen nie.

Decision-making

Niks

Financial Management

Daar moet gesamentlik op geldsake besluit word.

Ek kom na haar toe met my geld as ek het of toe ek gewerk het en dan sal sy se hoeveel sy nodig het en sy sal vir my pocket money gee.

Division of labour

Die vrou moet verantwoordelik wees vir die kombuis en die skoonmaak van die huis en die man moet buite die huis werk. Ons werk so, sy werk binne en ek buite.

Family Relations

Liefwees vir mekaar, hulle moet trots wees vir mekaar en altyd daar wees om op te depend. Kyk ma net in die straat in af, meeste van die mans werk nie en loop net rond. As die regering nie iets kan doen nie hoe verwag n mens dat jy self iets moet doen aan die situasie.

Partner Relation

Dit moet goed wees. Die feit dat ek nie werk nie kan ons verhouding breek maar dit het nog nie. As n vrou by jou kan staan deur dit dan is sy lief vir jou.

Xenab

Interview Questions

Role Perception

Do you think that whether or not you contribute to the family financially it affects the way you perceive your role

Decision-making

Describe how decision-making takes place between partners

Financial management

How do you feel finances should be managed between partners
Describe financial management between you & your partner

Division of Labour

Describe the division of tasks between you & your partner

Family Relations

Describe family relations

Partner Relations

Describe the relationship between you and your partner

Role Perception

Ne. Ek voel baie keer depressed, maar ek weet dat ek n man is.

Decision-making

Niks

Financial Management

Dit moet gelykop verdeel word.

Ons budget so.

Division of labour

Altwee moet help. Ons doen wat ons kan

Family Relations

Liefwees vir mekaar en mekaar verstaan. Gelukkig.

Partner Relation

Hulle moet lief wees vir mekaar. Ons is bymekaar.



Yassien

Interview Questions

Role Perception

Do you think that whether or not you contribute to the family financially it affects the way you perceive your role

Decision-making

Describe how decision-making takes place between partners

Financial management

How do you feel finances should be managed between partners
Describe financial management between you & your partner

Division of Labour

Describe the division of tasks between you & your partner

Family Relations

Describe family relations

Partner Relations

Describe the relationship between you and your partner

Role Perception

Niks comments nie. Wil nie repeat word nie

Decision-making

Niks

Financial Management

Geen antwoord

Geen antwoord

Division of labour


n Vrou moet binne werk en n man buite. My vrou is baie happy as ek haar alleen los en sy binne die huis kan werk, daarom laat ek haar maar alles doen.

Family Relations

Gelukkig

Partner Relation

Hulle moet mekaar bystaan en daar wees vir mekaar. Ons is daar vir mekaar en sy weet dat ek is haar man.



Zack

Interview Questions

Role Perception

Do you think that whether or not you contribute to the family financially it affects the way you perceive your role

Decision-making

Describe how decision-making takes place between partners

Financial management

How do you feel finances should be managed between partners
Describe financial management between you & your partner

Division of Labour

Describe the division of tasks between you & your partner

Family Relations

Describe family relations

Partner Relations

Describe the relationship between you and your partner

Role Perception

Nee

Decision-making

Niks

Financial Management

Geen antwoord

Geen antwoord

Division of labour

Daar is so iets soos vrou en man werk, dit is nie dat n vrou nie buite kan werk nie maar hoe sal dit dan lyk as n vrou om die jaart die goed moet optel en haar man is daar. Ek doen maar al die goed wat sy se soos afstof so nou en dan maar mieste van die tyd doen sy maar alles.

Family Relations

Daar wees vir mekaar. Gelukkig.

Partner Relation

Goed

Adrien

Interview Questions

Role Perception

Do you think that whether or not you contribute to the family financially it affects the way you perceive your role

Decision-making

Describe how decision-making takes place between partners

Financial management

How do you feel finances should be managed between partners
Describe financial management between you & your partner

Division of Labour

Describe the division of tasks between you & your partner

Family Relations

Describe family relations

Partner Relations

Describe the relationship between you and your partner

Role Perception

Nee

Decision-making

Niks

Financial Management

Ek weet nie

Ek wil nie nou praat nie

Division of labour

ulle moet dinge gelykop verdeel maar n vrou moet nou ook nie lui wees nie. My vrou se ek is lui en sy moet alles doen maar as ek ook iets doe sal sy altyd agterna kom en dit kom doen haar way, so ek verstaan ook nie ver haar nie.

Family Relations

Daar moet n hegte band van vriendskap wees en hulle moet mekaar kan vertrou. Die families is nie soos ek dit geken het nie. Die kinders wil niks vir hulle ma doen nie en hulle almal kyk my aan soos ek nie meer n plek in die families het nie. As ek geld in bring dan sal jy sien, hoe almal my weer kop toe vat.

Partner Relation

Ons is nog bymekaar is ons nie

Byden

Interview Questions

Role Perception

Do you think that whether or not you contribute to the family financially it affects the way you perceive your role

Decision-making

Describe how decision-making takes place between partners

Financial management

How do you feel finances should be managed between partners
Describe financial management between you & your partner

Division of Labour

Describe the division of tasks between you & your partner

Family Relations

Describe family relations

Partner Relations

Describe the relationship between you and your partner

Role Perception

Nee, ek is n man en sy is n vrou . Daar is mos altyd mans en vrouens en dit sal mos nie verander nie. As sy family vir hom respect sal n man mos n man bly.

Decision-making

Hulle moet luister na mekaar en saam besluit. Ons try ons best om saam te stem oor dinge maar ons sit ook lekker vas.

Financial Management

Daar moet saam gepraat word oor hoe die geld gebruik gaan word voor die tyd.

Ons sal praat en eers kyk watter gate toe gestop moet word en om die rent te betaal voor ons kan dink aan enige iets anders.

Division of labour

Die man en vrou moet saam werk. Ons werk saam.

Family Relations

Hulle moet lief wees vir mekaar en mekaar verstaan. Jy moet wiet dat jy op jou family kan depend.

Partner Relation

Hulle moet daar wees vir mekaar en na mekaar luister. Sy en ek ken nou al mekaar en sy weet wanner sy maar haar mond moet hou en wanneer ek net genoeg gehad het van n problem. Sy weet dan wat om te doen en ek kan regtig nie complain oor haar nie.

Carl

Interview Questions

Role Perception

Do you think that whether or not you contribute to the family financially it affects the way you perceive your role

Decision-making

Describe how decision-making takes place between partners

Financial management

How do you feel finances should be managed between partners
Describe financial management between you & your partner

Division of Labour

Describe the division of tasks between you & your partner

Family Relations

Describe family relations

Partner Relations

Describe the relationship between you and your partner

Role Perception

Nee.

Decision-making

Ons besluit saam.

Financial Management

n Man en sy vrou moet eerlik wees oor hulle geld, hoeveel hulle kry en so aan en van skuld wat hulle maak. Dan kan hulle saamsit en beplan hoe hulle die geld gaan deuide.

Ons sit saam en discuss ons geld.

Division of labour

n Man moet sy vrou help. Ek help my vrou as sy vra maar sy weet ook dat n man nie vrou werk kan doen nie.

Family Relations

Julle moet gelukkig wees om by mekaar te wees en regtig saamstaan.

Partner Relation

Hulle moet liefwees vir mekaar en nie lol met anner goed nie of vir mekaar lieg nie. Ons kom ok oor die weg.

Denver

Interview Questions

Role Perception

Do you think that whether or not you contribute to the family financially it affects the way you perceive your role

Decision-making

Describe how decision-making takes place between partners

Financial management

How do you feel finances should be managed between partners
Describe financial management between you & your partner

Division of Labour

Describe the division of tasks between you & your partner

Family Relations

Describe family relations

Partner Relations

Describe the relationship between you and your partner

Role Perception

Ja, n man is geleer dat hy moet vir sy family sorg en as hy dit nie doen nie dan gaan hy mos winner of hy nog n man is.

Decision-making

Hulle moet saam oor dinge besluit maar hulle moet ook verstaan as die een n besluit wil neem oor iets. Sy besluit maar ek se altyd hoe ek vvoel oor iets en dan besluit sy.

Financial Management

Hulle moet hulle geld saam gooi en dan die dinge koop wat nodig is.

Ons doen dit en dit werk uit.

Division of labour

Daar is man en vrou werk en hulle moet dit weet. Die een moet nie wil dink dat die ander een sy werk moet doen nie. Dit is n give en take relationship en hulle moet altwee give en take. Sy is happy met wat ek haar mee help en as sy nie complain nie wie is ek om iets te se.

Family Relations

Daar moet liefde wees en hulle moet close wees.

Partner Relation

Hulle moet goed wees vir mekaar. Ons is so op en af maar darem meer op as af as jy weet wat ek bedoel.

Asma

Interview Questions

Role Perception

Do you think that whether or not you contribute to the family financially it affects the way you perceive your role

Decision-making

Describe how decision-making takes place between partners

Financial management

How do you feel finances should be managed between partners
Describe financial management between you & your partner

Division of Labour

Describe the division of tasks between you & your partner

Family Relations

Describe family relations

Partner Relations

Describe the relationship between you and your partner

Role Perception

Nee, ek glo nie. Hy moet net daar wees. Kan nie help dat hy sy werk verloor het nie. Gee probleme as dit by die geld kom. Hy voel soos n man want hy kry sy werks voordele.

Decision-making

Altwee moet deel wees van besluite. Ek wil hom laat voel soes n man, daarom laat ek hom maar oor alles besluit behalwe die kos, want sien hy werk dan nou nie.

Financial Management

Altwee moet inslae het. Ek betaal maar hy weet wat aangaan.

Dit is my geld. Ek sorg vir alles.

Division of labour

Hulle moet dinge gelykop verdeel. Ek doen alles, dit is hoe dit altyd was en sal wees.

Family Relations

n Family moet close wees, my man is nou nie so nie maar die kinders is wel. Hulle is lief vir my en ons wys vir mekaar. Soos ons is nie skaam om vir mekaar drukkies te gee nie.

Partner Relation

Ons verstaan mekaar glad nie. Die feit dat hy nie werk nie is nie eintlik die problem nie. Dit is die dop wat hy so neem en dit verander hom en dan stry ons. Hy wil altyd nog geld vir wyn he en ek voel net daar is nie eers geld vir klere nie.

Brenda

Interview Questions

Role Perception

Do you think that whether or not you contribute to the family financially it affects the way you perceive your role

Decision-making

Describe how decision-making takes place between partners

Financial management

How do you feel finances should be managed between partners
Describe financial management between you & your partner

Division of Labour

Describe the division of tasks between you & your partner

Family Relations

Describe family relations

Partner Relations

Describe the relationship between you and your partner

Role Perception

Wil niks se nie.

Decision-making

Hulle moet saamstem as daar besluite geneem moet word. Ons luister na mekaar en dan sal ek besluit wat moet gebeur.

Financial Management

Hulle moet saam besluit oor die geld.

Ons kyk maar altwee hoe ons met die geld kan uitkom.

Division of labour

Daar is sekere dinge wat maar net n vrou kan doen en dan moet n man maar ook net sekere dinge doen. Ek doen meeste van die werk en hy is buite in die ronte.

Family Relations

Hulle moet goedwees vir mekaar en omgee, hulle moet daar wees in siekte en mekaar respekteer al verskil die een soms van die ander. Ons is gelukkig bymekaar en is lief vir mekaar, ons kan mekaar lekker terg en kom altyd bymekaar as iemand se party opgehou moet word.

Partner Relation

Dit is nie so lekker bymekaar nie en ek dink nie ons pas bymekaar nie. Ons praat soms vir dae nie en dan is dit net sy vrinne wat saakmaak. Hy is ook baie jaloers en is besitlik en maak my mal as hy dink ek het buite egtelike verhoudings aan met almal.

Carol

Interview Questions

Role Perception

Do you think that whether or not you contribute to the family financially it affects the way you perceive your role

Decision-making

Describe how decision-making takes place between partners

Financial management

How do you feel finances should be managed between partners
Describe financial management between you & your partner

Division of Labour

Describe the division of tasks between you & your partner

Family Relations

Describe family relations

Partner Relations

Describe the relationship between you and your partner

Role Perception

Ons het nie geld vir eksra's nie. As dit by goed kom wwat die kinnners wil het dan gaan hulle na hulle pa toe vir dit en dit is dan dat hy sleg voel want hy kan nie gee nie en dit laat hom voel soos hy nie n man is nie. Dan raak hy dikbek maarr dit is omdat daar nie geld is nie. Ek as die vrou moet werk om my man te kan help maar as ek nie kan nie dan maak dit nie dat ek nie meer n vrou is nie.

Decision-making

Ons besluit saam, hy en ek kom met n saak en se dit is dit en dan werk ons saam die saak uit.

Financial Management

Hulle moet hulle geld saam gooi en dit dan uitverdeel.

Ons budget saam.

Division of labour

Soos ek nou net gese het. Dit is wat ek alles doen.

Family Relations

Moet vriende wees, broers en susters moet kan gesels en mekaar respekteer. As ek n probleem het moet ek dit met hulle kan deel.

Partner Relation

Hulle moet goed wees vir mekaar. Ons is nie gelukkig nie want hy bly maar weg van my af, is die meeste van die tyd met sy vrinne, hy help nie eers by die huis nie en dis die minste wat hy kan doen.

Denise

Interview Questions

Role Perception

Do you think that whether or not you contribute to the family financially it affects the way you perceive your role

Decision-making

Describe how decision-making takes place between partners

Financial management

How do you feel finances should be managed between partners
Describe financial management between you & your partner

Division of Labour

Describe the division of tasks between you & your partner

Family Relations

Describe family relations

Partner Relations

Describe the relationship between you and your partner

Role Perception

Hy was op en dan af en het die jaart skoongemaak.

Decision-making

Man en vrou moet saamstem oor dinge en dan besluite neem. Ons kom goed oor die weg as ons besluite moet neem want ons is mos al lank getroud. As n vrou nie weet om na haar man te luister nie dan sal sy nie weet hoe hy voel nie en wat sy moet doen nie.

Financial Management

Hulle moet net eerlik wees met hulle geld en saam uitwerk hoe en vir wat en dan sal alles uitwerk.

Ons het so min geld en waar hy dan nog geld kry om by sy vrinne te gaan drink weet ek tog nie. Dit is net dan n geliegtery en op die ou end is dit n nuwe argument.

Division of labour

Gelykop. Ek kan alles doen wat hy doenn en hy moet alles doen wat ek kan. Ek doen alles en hy doen maar soos hy lus het.

Family Relations

Ek is nou moeg van al die vrae, ons kan nou klaarmaak.

Partner Relation

Hulle moet lief wees vir mekaar. Ons het n goeie verhouding.

Eve

Interview Questions

Role Perception

Do you think that whether or not you contribute to the family financially it affects the way you perceive your role

Decision-making

Describe how decision-making takes place between partners

Financial management

How do you feel finances should be managed between partners
Describe financial management between you & your partner

Division of Labour

Describe the division of tasks between you & your partner

Family Relations

Describe family relations

Partner Relations

Describe the relationship between you and your partner

Role Perception

n Man moet werk . Hy sal vervelig wies. n Vrou moet werk om haar man te help want daar is baie dinge wat jy nodig het. Maar as jy niy werk nie bly jy mos dieselfde.

Decision-making

Hulle moet dinge uitwerk en saam besluit. Hy neem sy eie besluite en ek neem besluite oor die kos, kinnars en die huis.

Financial Management

Dus nou n issue want hulle moet net hulle geld saamsit of hy moet sy geld vir sy vrou kom gee en hulle moet dan weet hoe hulle dit gaan uitsit.

Dit is hoe ons dit doen en dit werk tot nou toe.

Division of labour

n Man werk buite en n vrou werk binne. Ek doen alles, wat se vrou laat haar man dan haar werk doen.

Family Relations

Mens moet mekaar verstaan, uithelp. As jy nie n ding het nie moet jy na jou family kan gaan en jy moet weet dat hulle sal help as hulle kan.

Partner Relation

In n relationship moet daar trust en forgiveness wees. Iemand gaan altyd iets verkeerd doen of se maar dan moet die ander een hom kan verstaan en kan vergewe. Ons is happy.

Fatima

Interview Questions

Role Perception

Do you think that whether or not you contribute to the family financially it affects the way you perceive your role

Decision-making

Describe how decision-making takes place between partners

Financial management

How do you feel finances should be managed between partners
Describe financial management between you & your partner

Division of Labour

Describe the division of tasks between you & your partner

Family Relations

Describe family relations

Partner Relations

Describe the relationship between you and your partner

Role Perception

Hy voel nie soos n man nie.

Decision-making

Hulle moet saam besluit. Dit gaan maar hak en tak maar ons stem tog maar saam op die einde.

Financial Management

Hulle moet saam werk en hy moet sy geld vir sy vrou gee.

Hy kop met sy geld en gee dit af, hy drink sy dop maar hy skeep my nooit af nie.

Division of labour

Hy moet help waar hy kan. n Vrou moet werk want n man kan nie soos n vrou werk nie. Ek doen die meeste want hy kan net nie dinge doen soos ek nie.

Family Relations

Hulle moet close en loving wees.

Partner Relation

Liefwees, verstaan, en alles saam met mekaar deel. Goed. Ons stry wel oor skuld maar nou ja ons het nie geld nie so wat sal jy verwag.

Gracaire

Interview Questions

Role Perception

Do you think that whether or not you contribute to the family financially it affects the way you perceive your role

Decision-making

Describe how decision-making takes place between partners

Financial management

How do you feel finances should be managed between partners
Describe financial management between you & your partner

Division of Labour

Describe the division of tasks between you & your partner

Family Relations

Describe family relations

Partner Relations

Describe the relationship between you and your partner

Role Perception

Hy bly n man as hy n man is, hy het mos nie n moffie geword nie.

Decision-making

Daar moet gepraat word oor dinge en dan moet hulle besluit. Ons praat saam oor dinge en dan besluit ons wat ons gaan doen.

Financial Management

Niks, hulle moet saam byudget.

Ons werk saam en het ons fare share of problems maar die Here voorsien.

Division of labour

Daar is moederlike pligte en vaderlike pligte wat altwee moet uitvoer.
Ons werk so. Altwee weet wat om te doen.

Family Relations

Ek kan net se dat hulle moet goed wees vir mekaar. Soos my suster ek kan maar net die kinner stuur en se ek het nie en sy sal kyk om iets vir my te stuur al is dit ook wat.

Partner Relation

Altwee moet responsibilities het en hulle moet weet dat hulle is saam in die ding vir ever. Ons het saam begin en ek sal hom mos nie nou los nie.

Helen

Interview Questions

Role Perception

Do you think that whether or not you contribute to the family financially it affects the way you perceive your role

Decision-making

Describe how decision-making takes place between partners

Financial management

How do you feel finances should be managed between partners
Describe financial management between you & your partner

Division of Labour

Describe the division of tasks between you & your partner

Family Relations

Describe family relations

Partner Relations

Describe the relationship between you and your partner

Role Perception

Hy gaan af voel. Hy is nog n man al werk hy nie. Hy is nie geaffect nie al bly hy by die huis.

Decision-making

Hulle moet saamm besluit. As hy met sy geld of enige iets kom dan besluit ons saam en wat gedoen gaan word en oor hoe ons oor dinge gaan besluit.

Financial Management

Hulle moet hulle geld saamgooi en dan besluit wat hulle gaan doen.

Ons budget elke maand saam.

Division of labour

Altwee moet help met take. Hy help my baie mooi en doen wat ek vra.

Family Relations

Hulle moet met mekaar praat, deel, respek show, daar wies vir mekaar en hulle moet mekaar bystaan deur dik en dun, want jy wiet blood is thicker than water.

Partner Relation

Hulle moet liefwees vir mekaar. Ons is close en is mos dieselfde.

Isha

Interview Questions

Role Perception

Do you think that whether or not you contribute to the family financially it affects the way you perceive your role

Decision-making

Describe how decision-making takes place between partners

Financial management

How do you feel finances should be managed between partners
Describe financial management between you & your partner

Division of Labour

Describe the division of tasks between you & your partner

Family Relations

Describe family relations

Partner Relations

Describe the relationship between you and your partner

Role Perception

Kyk my man werk nie so hy is boring en wiet nie wat om te doen nie. Hy sit net en wag maar vir my bietjie geld om vir ons going te hou. So obvious is hy nie so meer sso n sterk man nie want hy bring nie geld in nie.

Decision-making

Hulle moet saamsit en hulle budget beplan. As altwee werk is dit soveel beter want dan het altwee geld om saam oor dinge tw besluit. Ons besluit saam oor my geld maar hy se soms dat dit my geld is so ek moet maar besluit.

Financial Management

Hulle moet saam staan en saam werk.

Dit is ok. Soos hy met sy geld gedoen het toe hy gewerk het, dit vir my gee.

Division of labour

Hoe sal dit lyk as n man binne die huis werk, net omdat hy werkloos is, die ander mans sal mos dink hy's n "moffie". Nee n man moet man werk doen, en n vrou se plek is in die kombuis en by haar kinders.

Family Relations

Gelukkig wees en saam met mekaar staan en probleme kan uitpraat.

Partner Relation

Hulle moet mekaar trust no matter what. Ons is lief vir mekaar en ek het regtig happy times met hom.

Jennifer

Interview Questions

Role Perception

Do you think that whether or not you contribute to the family financially it affects the way you perceive your role

Decision-making

Describe how decision-making takes place between partners

Financial management

How do you feel finances should be managed between partners
Describe financial management between you & your partner

Division of Labour

Describe the division of tasks between you & your partner

Family Relations

Describe family relations

Partner Relations

Describe the relationship between you and your partner

Role Perception

Hy voel verwaarloos. Hy voel boring en sy vrinne wat hy gehad het is by die werk en nou het hy nie meer daai vrinne nie. Hy voel nie meer soos n man nie want hy het nie meer om in sy sak te druk nie.

Decision-making

Die man moet besluit want hy is die dak, jy as vrou kan nie hoer wies nie want dan beteken n man niks nie. n Vrou moet maar altyd die minste wees en na haar man luister. Ek laat hom besluit maar hy luister na my as ek iets te se het.

Financial Management

Hulle moet saam besluit.

Ons besluit soms saam.

Division of labour

Vrouens moet vrou werk doen en kyk n man wiet mos nie eintlik nie so hy is maar beter daartoe buite.

Family Relations

Hulle moet mekaar liefhet en omgee vir mekaar en mekaar help waar hulle kan. Soos nou, my suster is regtig goed vir my as dit soms swaar gaan teen die einde van die maand.

Partner Relation

Ons het n goeie verhouding al se hy nie altyd waarna toe hy neuk nie. Ek voel net ek moet wiet want ek is sy vrou.

Karin

Interview Questions

Role Perception

Do you think that whether or not you contribute to the family financially it affects the way you perceive your role

Decision-making

Describe how decision-making takes place between partners

Financial management

How do you feel finances should be managed between partners

Describe financial management between you & your partner

Division of Labour

Describe the division of tasks between you & your partner

Family Relations

Describe family relations

Partner Relations

Describe the relationship between you and your partner

Role Perception

Hy voel nie soos n man nie want sien hy kry mos nie geld nie. Ek werk om my man by te staan. My man voel n bietjie down maar dit maak nie dat hy nie soos n man voel nie.

Decision-making

Hulle moet wiet hoe die ander een voel oor iets en wie wat gaan die en hulle moet wiet wie gaan decide en mekaar dan verstaan. Ons praat saam en besluit dan wat ons gaan doen.

Financial Management

Geld is geld, hulle moet mooi werk daarmee.

Ons kyk na elke pennie wat inkom of uitgaan.

Division of labour

Hulle moet weet wat altwee gaan doen en hy moet sy vrou help. n Man se werk is buite. Daar is nie werk in die huis vir n regte man nie.

Family Relations

n Family moet vir mekaar verstaan en weet dat nie almal dieselfde is nie . Ek is ongelukkig

Partner Relation

Hulle moet mekaar liefhet en mekaar verstaan. Ons kom ok oor die weg en dit is net die werk storie en die geld wat die cause is van n bakleierey. Maar wat kan n mens doen, hy kry nie werk nie.

Lorna

Interview Questions

Role Perception

Do you think that whether or not you contribute to the family financially it affects the way you perceive your role

Decision-making

Describe how decision-making takes place between partners

Financial management

How do you feel finances should be managed between partners
Describe financial management between you & your partner

Division of Labour

Describe the division of tasks between you & your partner

Family Relations

Describe family relations

Partner Relations

Describe the relationship between you and your partner

Role Perception

Dit moet n man affekteer want hy is mos gemaak om te werk.

Decision-making

Hulle moet saamsit en saam besluit oor alles. Al is dit klein dingetjie moet hulle saam besluit. Hy wil nou nog besluit oor die geld en daar moet skoon nou nog geld uitgesit word vir sy dop, maar ek besluit en ek se vir hom of daar geld is vir dop of nie.

Financial Management

Hy moet sy geld pakkie kom gee en dan besluit sy wat hy moet kry.

Hy bring sy geld en dan gee ek vir hom daarvan. Hy is tevrede.

Division of labour

Ons doen wat ons moet

Family Relations

Hulle moet luister en mekaar verstaan. Susters en broers moet nie feight nie en hulle moet liefwees vvir mekaar. Ouers moet vir hulle kinnners sorg en die kinnners leer van die here en wiet dat hy vir hulle sorg.

Partner Relation

Hy het nou sagter geraak, en ek se altyd hy het my nodig net soos ek hom nodig het.

Maureen

Interview Questions

Role Perception

Do you think that whether or not you contribute to the family financially it affects the way you perceive your role

Decision-making

Describe how decision-making takes place between partners

Financial management

How do you feel finances should be managed between partners
Describe financial management between you & your partner

Division of Labour

Describe the division of tasks between you & your partner

Family Relations

Describe family relations

Partner Relations

Describe the relationship between you and your partner

Role Perception

Ek wiet nie.

Decision-making

Hulle moet praat en tot n punt kom. Al twee besluit maar soos hy goed dink although ons vir mekaar vertel daarvan.

Financial Management

Hulle moet saamwerk.

Hy gee sy geld vir my en dan kyk ons wat ons kan koop of nie.

Division of labour

n Man moet buite werk en n vrou binne. Hy sal my help as ek hom vra ek moet net nie van hom n moffie maak nie.

Family Relations

Hulle moet goed wees vir mekaar.

Partner Relation

Ons het n ok relationship maar hy maak my so vies dat ek sommer skreeu en dan haal ek dit op hom uit. Maar dit is nie lekker as hy wil drink nie, ons het klaar nie geld nie en as hy eers suip dan is dit soos hy die duiwel self raak. So dit gaan ook nog aan maar ons hou uit.

Nerine

Interview Questions

Role Perception

Do you think that whether or not you contribute to the family financially it affects the way you perceive your role

Decision-making

Describe how decision-making takes place between partners

Financial management

How do you feel finances should be managed between partners
Describe financial management between you & your partner

Division of Labour

Describe the division of tasks between you & your partner

Family Relations

Describe family relations

Partner Relations

Describe the relationship between you and your partner

Role Perception

n Man sal mos maar altyd so bly. Hy is ok by die huis en is dieselfde although hy nogal boring is as hy nie werk nie.

Decision-making

Moet saam besluit. Ek besluit nie alleen nie die kinners moet altyd na hulle pa toe ook gaan.

Financial Management

Geld is n ding wat n huwelik kan opbreek as jy nie eerlik is nie en as julle stry oor dit die hele tyd.

Ons stry baie oor wat en hoe ons gaan uitkom maar ons kyk maar elke keer hoe dit gaan. Dit gaan maar moeilik maar ons is darem nog nie dood nie.

Division of labour

n Vrou moet maar weet sy gaan alles doen en dit is net soos dit is. O hier sal ek nie nog baie praat nie want hy dink hy help maar ek doen maar alles self as ek dit reg gedoen wil he.

Family Relations

Daar wees vir mekaar en liefwees vir mekaar.

Partner Relation

Daar moet gepraat word oor dinge een julle moet wiet wat die ander een voel. Daar moet liefde en vertrouwe wies en julle moet daar wies vir mekaar. Hy is besig om my te verneuk maar ek wag hom sat. Hy dink hy gaan wegkom maar ek gaan hom kry. Hy soek verniet so werk hier in Bellville se strate. n Vrou is nie dom nie, sy wiet wanneer haar man n anner meit het. Hy dink ek is oraait maar die bom gaan nog bars.

Olivia

Interview Questions

Role Perception

Do you think that whether or not you contribute to the family financially it affects the way you perceive your role

Decision-making

Describe how decision-making takes place between partners

Financial management

How do you feel finances should be managed between partners
Describe financial management between you & your partner

Division of Labour

Describe the division of tasks between you & your partner

Family Relations

Describe family relations

Partner Relations

Describe the relationship between you and your partner

Role Perception

Geld is nie alles en die liewe jesus wil mos nie het ons moet so geldagtig wies nie. Hy het ons dan man en vrou gemaak. My man voel soms af maar dan se ek altyd look to jesus. Ek worry nie want n vrou moet mos by die huis bly en na haar man en kinnars kyk.

Decision-making

Die een wie die dak is moet besluit.

Financial Management

Hy kom met sy geld en se dan dat ons moet bymekaar kom om te besluit wat gaan gebeur maar dan besluit hy wat met die geld gaan gebeur. As ek nie so voel nie dan drink hy sommer die geld uit en dan moet ek battle om die rekeninge te betaal.

Niks

Division of labour

Hulle moet saam saam werk. Ek doen maar alles en hy sit oral die huis vol en doen wat hy voor lus het.

Family Relations

Eerlik wees met mekaar en omgee.

Partner Relation

Hulle moet liefwees vir mekaar en daar wees vir mekaar en hulle moet met mekaar bly en nie anner plekke ook wil wees nie. Hulle moet committed wees. Ons is ok ons argue net so baie en ek wiet nie hoe dit gaan lyk as n mens so baie stry nie.

Patty

Interview Questions

Role Perception

Do you think that whether or not you contribute to the family financially it affects the way you perceive your role

Decision-making

Describe how decision-making takes place between partners

Financial management

How do you feel finances should be managed between partners
Describe financial management between you & your partner

Division of Labour

Describe the division of tasks between you & your partner

Family Relations

Describe family relations

Partner Relations

Describe the relationship between you and your partner

Role Perception

Hy voel nie soos n regte man nie want hy lewe mos nie reg nie.

Decision-making

Hulle moet saam besluit. Ons besluit saam.

Financial Management

Hulle moet saam besluit.

Hy gee sy geld en dan se hy wat hy wil he en gee vir my wat ek nodig het.

Division of labour

n Vrou doen haar ding en n man moet sy werk ken. Ek doen alles soos jy kan sien en hy help my so so.

Family Relations

Liefwees vir mekaar en mekaar help met probleme. All het hulle nie om te gee nie moet hulle net daar wees vir mekaar. Hiers net geweld in die plek, die seuns kinders wil aan bendes behoort en die meisie kinders moet n mens kyk. Ek wiet nie wat dit vat om vir hulle uit die dinge uit te kry nie.

Partner Relation

Hulle moet lief wees vir mekaar en omgee.

Quanite

Interview Questions

Role Perception

Do you think that whether or not you contribute to the family financially it affects the way you perceive your role

Decision-making

Describe how decision-making takes place between partners

Financial management

How do you feel finances should be managed between partners
Describe financial management between you & your partner

Division of Labour

Describe the division of tasks between you & your partner

Family Relations

Describe family relations

Partner Relations

Describe the relationship between you and your partner

Role Perception

Niks te se nie

Decision-making

Hulle moet saam praat en dan besluite neem. Hy moet eers met my kom praat en my opinie vra. Dan sal daar maar besluit moet word wat meer belangrik is.

Financial Management

Hulle moet hulle geld deel en die een moet weet wat die ander een met die geld doen.

Hy gee sy geld pakkie af en laat my besluit wat gaan gebeur met dit. Die res gee ek vir hom om te gebruik.

Division of labour

n Man is buite en n vrou binne. Ek doen meeste van die dinge want hy is tog n man en wat wiet hy tog.

Family Relations

Mekaar bystaan en omgee vir mekaar.

Partner Relation

Hulle moet by mekaar staan en luister na mekaar. Hy se ek kerm en kla net en dit is nie soos hy my getrou het nie, maar ek se net toe ons trou was daar nie kinnners wat honger is nie en was daar geld vir dinge.

Rene

Interview Questions

Role Perception

Do you think that whether or not you contribute to the family financially it affects the way you perceive your role

Decision-making

Describe how decision-making takes place between partners

Financial management

How do you feel finances should be managed between partners
Describe financial management between you & your partner

Division of Labour

Describe the division of tasks between you & your partner

Family Relations

Describe family relations

Partner Relations

Describe the relationship between you and your partner

Role Perception

Nee, n man voel dit defenitief. My man voel bedruk want hy kan nie vir sy huisgesin gee nie, sy manlikheid het mos nou n knou.

Decision-making

Die een wat werk moet die besluite neem op rekeninge en ander dinge. Ons besluit saam en praat vooruit oor wat ons verlang.

Financial Management

Hy moet huistoe kom en sy geld bring.

Soos ek gese het

Division of labour

Hulle moet dinge gelykop doen. Ek doen die meeste dinge en haar man moet help.

Family Relations

Moet liefwees vir mekaar, mekaar verstaan, praat met mekaar. Daar moet n verstandhouding wees.

Partner Relation

Hulle moenie jaloers wees nie, liefdevol wees in die hius wees met die familie, en ja. Ons is ok.

Sheila

Interview Questions

Role Perception

Do you think that whether or not you contribute to the family financially it affects the way you perceive your role

Decision-making

Describe how decision-making takes place between partners

Financial management

How do you feel finances should be managed between partners
Describe financial management between you & your partner

Division of Labour

Describe the division of tasks between you & your partner

Family Relations

Describe family relations

Partner Relations

Describe the relationship between you and your partner

Role Perception

Baie want as ek net kyk na al die mans om my en sian hoe selg hulle voel. My man raak sommer kwaad vir klein dingetjies en ek wiet ek moet maar patients het want as ek n man was sal ek ook seker sleg gevoel het . N vrou worry mos nie baie nie want as sy by die huis is is dit mos ok.

Decision-making

Saam.

Financial Management

Hulle moet saam budget.

Hy bring sy pay huistoe en dan decide ons saam wat ons gaan betaal en hoeveel ons het vir die maand.

Division of labour

Elkeen moet maar besluit wat hulle gaan dinge doen. Kyk ek kan mos nie se hoe nie. Sekere take deel ons gelylop. Help mekaar maar as ons kan. Vrou sal dit skoner, en deegliker doe.

Family Relations

Hulle moet daar wees vir mekaar en omgee vir mekaar.

Partner Relation

Julle moet begrip het vir mekaar, mekaar aanvaar, respekteer, lief wees vir mekaar. Ons is lief vir mekaar.

Tessa

Interview Questions

Role Perception

Do you think that whether or not you contribute to the family financially it affects the way you perceive your role

Decision-making

Describe how decision-making takes place between partners

Financial management

How do you feel finances should be managed between partners
Describe financial management between you & your partner

Division of Labour

Describe the division of tasks between you & your partner

Family Relations

Describe family relations

Partner Relations

Describe the relationship between you and your partner

Role Perception

Nee. Hy is nog dieselfde.

Decision-making

n Man en vrou moet saamstem en dan besluit wat hulle gaan doen. My man besluit maar maar ek sal se hoe ek voel oor iets en dan sal hy luister.

Financial Management

Ek kan nie se nie.

Ons besluit saam want dit werk nie uit as net een besluit nie.

Division of labour

Almal is nie dieselfde nie. Vrou moet verantwoordelik wees vir die meeste dinge. Daar is man werk en vrou werk. Ek doen alles. Dit is my lot, ek aanvaar dit so. Hy is hardkoppig so ek laat gaan hom maar.

Family Relations

Moet liefwees vir mekaar.

Partner Relation

Julle moet mekaar vertrou ten volle, en die verstandhouding moet reg wees. Dinge moet met mekaar gedeel word. Hy is koppig en dit gaan sleg want die kinnners is bang vir hom en ek moet ook maar luister. Die dinge wat hy doen bring die misverstande tussen ons.

Ursula

Interview Questions

Role Perception

Do you think that whether or not you contribute to the family financially it affects the way you perceive your role

Decision-making

Describe how decision-making takes place between partners

Financial management

How do you feel finances should be managed between partners
Describe financial management between you & your partner

Division of Labour

Describe the division of tasks between you & your partner

Family Relations

Describe family relations

Partner Relations

Describe the relationship between you and your partner

Role Perception

Nee, hy bly n man. My man werk nie maar ek kyk na hom en hy bly my man.

Decision-making

Hy se my wat hy wil doen en dan se ek hoe ek voel. Ons praat dan en besluit saam.

Financial Management

Oor geld is die tronke vol en niemand kan jou help nie want tye is swaar.

Ons kom klaar met die minste en ons kan niks spaar nie.

Division of labour

Niks te se, die gevrae raak nou baie.

Family Relations

Sy family is happy maar my family, nee, my susters het niks oor vir my nie en hulle sal die ander way kyk as hulle vir jou moet help. Ek sal se met sy mense is ek gelukkig.

Partner Relation

Ek is nou moeg en klaar.

Valerie

Interview Questions

Role Perception

Do you think that whether or not you contribute to the family financially it affects the way you perceive your role

Decision-making

Describe how decision-making takes place between partners

Financial management

How do you feel finances should be managed between partners
Describe financial management between you & your partner

Division of Labour

Describe the division of tasks between you & your partner

Family Relations

Describe family relations

Partner Relations

Describe the relationship between you and your partner

Role Perception

Nee, hy verander. Hy voel sleg dat hy nie werk nie en voel nie soos die ander mans nie.

Decision-making

Daar moet saam besluit word. Ons praat en dan kom ons tot n punt.

Financial Management

Hy moet weet wat daar met die geld gedoen word.

Hy gee sy geld en ons besluit saam.

Division of labour

Daar moet vir mekaar gehelp word maar die vrou is mos in die huis en die man buite. Hy help my regtig baie, hy is nie soos anne mans wat niks doen nie.

Family Relations

Regverdig en liefwees vir mekaar.

Partner Relation

Hulle moet vir mekaar vertrou, omgee en lief wees vir mekaar en oor alles kan praat. Hulle moet nie secrets van mekaar af hou nie. Ons is baie happy. Hy wil nou he ek moet pregnant word maar ek weet darem nie.

Wanda

Interview Questions

Role Perception

Do you think that whether or not you contribute to the family financially it affects the way you perceive your role

Decision-making

Describe how decision-making takes place between partners

Financial management

How do you feel finances should be managed between partners
Describe financial management between you & your partner

Division of Labour

Describe the division of tasks between you & your partner

Family Relations

Describe family relations

Partner Relations

Describe the relationship between you and your partner

Role Perception

Hulle is op die aarde gesit as mans en daar is nou n paar dinge wat dit sal verander.

Decision-making

Wiet nie, hulle moet seker saamstem. Ons praat en dan besluit hy.

Financial Management

Daar moet saam besluit word.

Al die geld word vir my gebring en dan gee ek vir almal n bietjie en sorg dat ons vir die maand uitkom.

Division of labour

n Vrou het haar werk en n man werk mos buite. Ek moet dit doen, ek is die vrou in die huis. n Seunskind moet buite werk.

Family Relations

Sy family kan gerus van liefde en aanvaarding leer. Ek is bekeer en sy family is nie. Ek voel so sleg as ek stap en sy broers of susters stap verby dan se hulle mos hulle wil niks met my te doen het nie en lag vir my oor ek die Here dien. Hy wiet hoe ongelukkig dit my maak maar hy se dat hy nie sy family sal afstaan vir my nie. Ek bid vir hulle maar ek wiet nie hoe ons dit gaan regkry nie want hulle hou nie van my nie en vir hulle bestaan net hy en my kinnars en hulle probeur vir hom en die kinnars teen my opmaak. Ek bid vir hulle maar ek sal moet eerlik wees en admit dat ek baie ongelukkig is in sy family.

Partner Relation

Hulle moet eerlik wees, mekaar verstaan, vertrou en daar moet nie jaloesie wees nie. Hulle moet deel, saam besluite neem, hy moet luister na die vrou se belange en die die vrou moet sy saak insien en nie net haar se wil se nie.

Xainul

Interview Questions

Role Perception

Do you think that whether or not you contribute to the family financially it affects the way you perceive your role

Decision-making

Describe how decision-making takes place between partners

Financial management

How do you feel finances should be managed between partners
Describe financial management between you & your partner

Division of Labour

Describe the division of tasks between you & your partner

Family Relations

Describe family relations

Partner Relations

Describe the relationship between you and your partner

Role Perception

Nee. Niks het verander nie.

Decision-making

Ons besluit saam, en hy luister na my as ek gepraat het.

Financial Management

Hulle moet hulle geld saamsit en dan budget en uitwerk.

Ons budget elke week oor wat gaan gebeur.

Division of labour

Die vrou moet kos maak en hy moet help waar hy kan. Ek is binne en hy doen niks daar nie, maar ons jaart is sy responsibility.

Family Relations

Altyd liefwees en omsien na mekaar.

Partner Relation

Ons bly by sy ma. My skoonma is gered en is goed vir ons maar dit is sy susters wat so die probleme veroorsaak. Ek sien dinge anders as hulle en vandat ons nou al hier bly vir die sewe maande het dinge in die families verander. Daar is nie so baie plek nie so ek en my man slaap in verskillende kamers. Omdat ons dus nou apart is voel ek ek ken hom nie meer nie en hy se weer ek is oorsensitief. Ek hoop net hy kry gou werk sodat ons weer as n familie kan bymekaar kom.

Yvonne

Interview Questions

Role Perception

Do you think that whether or not you contribute to the family financially it affects the way you perceive your role

Decision-making

Describe how decision-making takes place between partners

Financial management

How do you feel finances should be managed between partners
Describe financial management between you & your partner

Division of Labour

Describe the division of tasks between you & your partner

Family Relations

Describe family relations

Partner Relations

Describe the relationship between you and your partner

Role Perception

n Vrou is mos gewoon by die huis bly want dit werk al jare vir ons vroumense dat die man moet werk en die hoof wies van die huis. So as hy nie werk nie verander dit nie sy outoriteit nie.

Decision-making

Hulle moet dinge uitpraat en kyk wat die beste sal wees. Ek besluit self maar dit is nog n storie.

Financial Management

Hulle moet saam spaar en weet hoeveel daar vir wat is.

Hy deel die geld op.

Division of labour

Die vrou moet werk binnekant en in die kombuis doen en die man moet buite werk. Ons help mekaar.

Family Relations

Hulle moet die ander se probleme insien en mekaar bystaan.

Partner Relation

Dit moet opreg wees. Ons steek niks weg vir mekaar nie daarom gaan dit so goed met ons.

Zelda

Interview Questions

Role Perception

Do you think that whether or not you contribute to the family financially it affects the way you perceive your role

Decision-making

Describe how decision-making takes place between partners

Financial management

How do you feel finances should be managed between partners
Describe financial management between you & your partner

Division of Labour

Describe the division of tasks between you & your partner

Family Relations

Describe family relations

Partner Relations

Describe the relationship between you and your partner

Role Perception

Nee. Ek wiet nie want ek is ok. Dit is boring maar ek is mos die ma en vrou.

Decision-making

Niks

Financial Management

n Man en vrou moet dinge uitpraat voor hulle kan besluit.

My man hou daarvan om alles te wiet so ek kan niks doen sonder om vir hom te se nie.

Division of labour

Kan ek maar nie net die anner vra antwoord nie. Hy doen sy werk en ek myne

Family Relations

Hulle moet na aan mekaar wees, openlik praat met mekaar, respek het vir mekaar en liefwees vir mekaar.

Partner Relation

Hulle moet liefwees vir mekaar en alles wees wat hulle voor die altaar belowe het. Ons kom aan.

April

Interview Questions

Role Perception

Do you think that whether or not you contribute to the family financially it affects the way you perceive your role

Decision-making

Describe how decision-making takes place between partners

Financial management

How do you feel finances should be managed between partners
Describe financial management between you & your partner

Division of Labour

Describe the division of tasks between you & your partner

Family Relations

Describe family relations

Partner Relations

Describe the relationship between you and your partner

Role Perception

n Man bly dieselfde hulle raak nie meer vol nonsens. My man is nou baie boring by die huis maar dit sal die dag wies as hy vir my soos die man gaan laat voel.

Decision-making

Hy moet besluit en ek luister.

Financial Management

Hulle moet saam werk

Ons werk mos saam

Division of labour

Hulle moet mekaar help maar n man en vrou het separte werk. Ek doen maar alles self want as ek vir hom vra dan sal hy se dit is nie sy werk nie.

Family Relations

Hulle moet nie baklei met mekaar nie maar mekaar verstaan en liefwees vir mekaar.

Partner Relation

Oraait, vertrou mekaar, as ek sien iets is verkeerd sal ek na hom gaan en se so en so.

Betty

Interview Questions

Role Perception

Do you think that whether or not you contribute to the family financially it affects the way you perceive your role

Decision-making

Describe how decision-making takes place between partners

Financial management

How do you feel finances should be managed between partners
Describe financial management between you & your partner

Division of Labour

Describe the division of tasks between you & your partner

Family Relations

Describe family relations

Partner Relations

Describe the relationship between you and your partner

Role Perception

Hulle is op die aarde gesit as mans en daar is nou n few things wat dit sal verander. Hy man is nog net so vol draad al werk hy of nie.

Decision-making

Die man moet besluit as hy wil en die vrou moet ook besluit as sy wil.
My man luister as ek besluit al dink hy hy besluit.

Financial Management

Die man moet die responsibility dra van die geld en die vrou moet hom trust.

Dit is goed ons se mekaar alles.

Division of labour

n Man het sy werk uitgesit vir hom en n vrou het haar werk.

Family Relations

Hulle moet daar wees vir mekaar en altyd hulle family onthou.

Partner Relation

Hulle moet mekaar trust en daar wees vir mekaar. Dit is goed, ek meen ons is nog lief vir mekaar.

Collette

Interview Questions

Role Perception

Do you think that whether or not you contribute to the family financially it affects the way you perceive your role

Decision-making

Describe how decision-making takes place between partners

Financial management

How do you feel finances should be managed between partners
Describe financial management between you & your partner

Division of Labour

Describe the division of tasks between you & your partner

Family Relations

Describe family relations

Partner Relations

Describe the relationship between you and your partner

Role Perception

Nee.

Decision-making

Ons besluit mos saam.

Financial Management

Hulle moet mekaar se hoeveel hulle kry en dan saam sit en hulle geld verdeel.

Ons werk so uit dat elke een R5,00 sakgeld het vir die week. Hy koop maar dop met sy geld en ek gee dit maar gewoonlik vir die kinders vir lekkers.

Division of labour

n Vrou weet mos dat n man nie kan werk soos sy nie so sy moet maar alles doen. Ek doen meeste dinge maar die kinnners help my, hy help ook soms.

Family Relations

Lief wees vir mekaar.

Partner Relation

Ek is lief vir hom

Dolly

Interview Questions

Role Perception

Do you think that whether or not you contribute to the family financially it affects the way you perceive your role

Decision-making

Describe how decision-making takes place between partners

Financial management

How do you feel finances should be managed between partners
Describe financial management between you & your partner

Division of Labour

Describe the division of tasks between you & your partner

Family Relations

Describe family relations

Partner Relations

Describe the relationship between you and your partner

Role Perception

Dit verander nie sy way hy is nie maar ek wiet dat n man tog sal voel dat hy nie meer so alles kan doen nie. Ek is dieselfde en ek treat my man nog dieselfde en as hy af is cheer ek hom maar net weer op.

Decision-making

Hulle moet wiet dan hulle moet mekaar verstaan en saam besluite neem. Ons praat saam en dan besluit ons saam oor wat gaan gebeur.

Financial Management

Alles moet saam gedoen word.

Ons budget saam.

Division of labour

Hulle moet take gelykop verdeel. Ek werk en hy help my.

Family Relations

Hulle moet daar wees vir mekaar, altyd tyd maak om te gesels en hulle moet oor hulle problems met mekaar kan praat.

Partner Relation

Hulle moet aan mekaar alles se en praat oor alles. Daar moet nie jaloersheid wees nie en hulle moet regtig lief wees vir mekaar. Ons is daar vir mekaar en ek sal hom mos nooit los nie al gaan dit hoe. Wat het hy gese.